



4.1.2: Percentage of Expenditure for Infrastructure Development & Augmentation excluding salary for last 5 years

Index

No	Title	Click on link for details
1.	Consolidated Statements	2022-23
2.		2021-22
3.		2020-21
4.		2019-20
5.		2018-19
6.	2022-23	UG Balance Sheet
7.		UG Infrastructure Augmentation
8.		PG Balance Sheet
9.		PG Infrastructure Augmentation
10.		Pharm D Balance Sheet
11.		Pharm D Infrastructure Augmentation
12.	2021-22	UG Balance Sheet
13.		UG Infrastructure Augmentation
14.		PG Balance Sheet
15.		PG Infrastructure Augmentation
16.		Pharm D Balance Sheet
17.		Pharm D Infrastructure Augmentation
18.	2020-21	UG Balance Sheet
19.		UG Infrastructure Augmentation
20.		PG Balance Sheet
21.		PG Infrastructure Augmentation
22.		Pharm D Balance Sheet
23.		Pharm D Infrastructure Augmentation
24.	2019-20	UG Balance Sheet
25.		UG Infrastructure Augmentation



Criteria 4: Infrastructure and Learning Resources



26.		PG Balance Sheet
27.		PG Infrastructure Augmentation
28.		Pharm D Balance Sheet
29.		Pharm D Infrastructure Augmentation
30.	2018-19	UG Balance Sheet
31.		UG Infrastructure Augmentation
32.		PG Balance Sheet
33.		PG Infrastructure Augmentation
34.		Pharm D Balance Sheet
35.		Pharm D Infrastructure Augmentation (NIL)



Summary

Statement Showing Expenditure for Infrastructure Development and Augmentation

Sr No	Particulars	2018-19	2019-20	2020-21	2021-22	2022-23
1	B Phram Unit (UG)	117788.00	527180.00	61462.00	1189238.00	4899445.00
2	M Pharm Unit(PG)	33846.00	46024.00	0.00	2309241.00	1114898.00
3	Phram D Unit	182900.00	235652.84	0.00	1815222.00	4750008.00
	Total	334,534.00	808,856.84	61,462.00	5,313,701.00	10,764,351.00

Total Exp other than Salary

Sr No	Particulars	2018-19	2019-20	2020-21	2021-22	2022-23
1	B Phram Unit (UG)	10,193,517.60	7,650,441.00	5,738,789.34	16,447,166.78	10,907,158.27
2	M Pharm Unit(PG)	3,113,454.19	2,769,413.46	1,105,169.79	7,697,750.60	3,596,301.00
3	Phram D Unit	931,736.80	2,006,915.10	618,713.00	8,039,349.00	4,764,572.20
	Total	14,238,708.59	12,426,769.56	7,462,672.13	32,184,266.38	19,268,031.47

A. Percentage of Infrastructure Development

Sr No	Particulars	2018-19	2019-20	2020-21	2021-22	2022-23
1	B Phram Unit (UG)					
2	M Pharm Unit(PG)					
3	Phram D Unit					
4	Ph D Unit					
	Total	2.35%	6.51%	0.82%	16.51%	55.87%

Total	(A+B)	2.35%	6.51%	0.82%	16.51%	55.87%
--------------	--------------	--------------	--------------	--------------	---------------	---------------

Average	16.41%
----------------	---------------


 Principal
 P. E. S. Modern College of Pharmacy
 Sector No.21, Yamunanagar, Nigdi,
 Pune - 411 044.



Expenditure for Infrastructure Development and Augmentation (UG)


Sr No	Particulars	2018-19	2019-20	2020-21	2021-22	2022-23
1	Additions in Building	0.00	0.00	0.00	0.00	1902139.00
2	Additions in Equipments	0.00	21380.00	0.00	393640.00	1420520.00
3	Additions in Computers	0.00	505800.00		764140.00	94990.00
4	Smart Panels	0.00				932200.00
5	Furniture	99792.00			18408.00	329384.00
6	CCTV Camera/ Web Cams	17996.00		22420.00		98162.00
7	Office Equipments	0.00		39042.00	13050.00	122050.00
	Total	117,788.00	527,180.00	61,462.00	1,189,238.00	4,899,445.00

Expenditure for Infrastructure Development and Augmentation (PG)

Sr No	Particulars	2018-19	2019-20	2020-21	2021-22	2022-23
1	Additions in Building					
2	Additions in Equipments	33846.00	46024.00	0.00	2309241.00	1034398.00
3	Additions in Computers					
4	Smart Panels					
5	Furniture					
6	CCTV Camera/ Web Cams					
7	Office Equipments					80500.00
	Total	33,846.00	46,024.00	-	2,309,241.00	1,114,898.00

Expenditure for Infrastructure Development and Augmentation (Pharm D)

Sr No	Particulars	2018-19	2019-20	2020-21	2021-22	2022-23
1	Additions in Building				1180000.00	859856.00
2	Additions in Equipments		161152.84		127500.00	587701.00
3	Additions in Computers		74500.00		138500.00	
5	Furniture	182900.00			369222.00	225245.00
6	Bus					3077206.00
7	Office Equipments		0.00			
	Total	182,900.00	235,652.84	-	1,815,222.00	4,750,008.00


Principal
 P. E. S. Modern College of Pharmacy
 Sector No.21, Yamunanagar, Nigdi,
 Pune - 411 044.





Criteria 4: Infrastructure and Learning Resources



2022-23 UG Balance Sheet

**Progressive Education Society's
Modern College of Pharmacy (U.G.)**
Yamunanagar, Sector No.21, Nigdi
Pune - 411044

Balance Sheet as on 31st March, 2023

Amount as on 31st March, 2022	Liabilities	Schedule No.	Amount as on 31st March, 2023	Amount as on 31st March, 2022	Assets	Schedule No.	Amount as on 31st March, 2023
-	Development Fund		-	16,169,762.46	Fixed Assets	2	19,473,973.05
55,739,565.35	Advance from P.E. Society		54,408,799.35	66,084,777.25	Current Assets	3	66,732,781.68
14,102,358.51	Current Liabilities	1	6,965,559.71	2,540,010.09	Investments	4	7,070,974.19
14,952,625.89	Profit and Loss Account	5	31,903,369.86				
84,794,549.80	Total Rs.		93,277,728.92	84,794,549.80	Total Rs.		93,277,728.92

As per Our Report of Even Date

CA Shrish K Inamdar



Membership No:- 038833

Place : Pune

Date : 10 AUG 2023

UDIN: 23038833 BQXADC1033

For Modern College of Pharmacy

Principal
Modern College of Pharmacy

Place : Pune

Date :

Principal
P. E. S. Modern College of Pharmacy
Sector No.21, Yamunanagar, Nigdi,
Pune - 411 044.





Criteria 4: Infrastructure and Learning Resources



2022-23 UG Infrastructure Augmentation

Progressive Education Society's
Modern College of Pharmacy (U.G.)
Yamunanagar, Sector No.21, Nigdi
Pune - 411044

Schedule No. 2 : Fixed Assets

Block of Assets	WDV As On 31st March, 2022	Additions > 180 Days	Additions < 180 Days	Deletion of Assets	Total	Rate	Depreciation	WDV As On 31st March, 2023
Building	8,361,403.80	508,621.00	1,393,518.00	-	10,263,542.81	10.00%	956,678.38	9,306,864.43
Computer and Software	723,607.45	94,990.00	932,200.00	-	1,750,797.46	40.00%	513,878.99	1,236,918.46
Furniture & Fittings	4,197,920.30	201,384.00	-	-	4,399,304.79	10.00%	439,930.48	3,959,373.32
Library Book	102,042.10	193,781.00	268,095.00	-	563,918.16	40.00%	171,948.26	391,969.90
Plant and Machinery:-	1,868,772.42	131,701.00	801,055.00	-	2,801,528.26	15.00%	360,150.11	2,441,378.15
Equipment	758,342.56	308,135.00	347,291.00	-	1,413,768.96	15.00%	186,018.39	1,227,750.56
Solar Equipments	14,040.70	-	-	-	14,040.69	40.00%	5,616.28	8,424.42
Rack	10,810.63	128,000.00	-	-	138,810.62	15.00%	20,821.59	117,989.03
Fan	11,902.50	52,550.00	-	-	64,452.50	15.00%	9,667.88	54,784.63
Intangible Asset under development	120,920.00	82,000.00	525,600.00	-	728,520.00	-	-	728,520.00
Total	16,169,762.46	1,701,162.00	4,267,759.00	-	22,138,684.27		2,664,710.36	19,473,973.05





Criteria 4: Infrastructure and Learning Resources



**Progressive Education Society's
Modern College of Pharmacy (U.G.)
Yamunanagar, Sector No.21, Nigdi
Pune - 411044**

Schedule No. 2 : Fixed Assets

Particulars	WDV as on 31st March, 2022	Additions > 180 Days	Additions < 180 Days	Deletion of Assets	Total	Rate	Depreciation	WDV As On 31st March, 2023
Building	8,361,403.81	-	-	-	-	10%	836,140.38	7,525,263.43
Laboratory and Faculty Room	-	508,621.00	1,393,518.00	-	1,902,139.00	10%	120,538.00	1,781,601.00
Sub total	8,361,403.81	508,621.00	1,393,518.00	-	10,263,542.81	10%	956,678.38	9,306,864.43
Computer and Software	-	-	-	-	-	-	-	-
Computer	50,508.46	-	-	-	50,508.46	40%	20,203.39	30,305.08
Computer Software	36,303.64	94,990.00	-	-	131,293.64	40%	52,517.46	78,776.18
Computer System	636,795.36	-	-	-	636,795.36	40%	254,718.14	382,077.22
Senses Intelligent Panel - 75"	-	-	932,200.00	-	932,200.00	40%	186,440.00	745,760.00
Sub total	723,607.46	94,990.00	932,200.00	-	1,750,797.46	40%	513,878.99	1,236,918.46
Furniture & Fittings	-	-	-	-	-	-	-	-
Furniture	3,239,187.06	201,384.00	-	-	3,440,571.06	10%	344,057.11	3,096,513.96
Electric Fitting	956,251.49	-	-	-	956,251.49	10%	95,625.15	860,626.34
Book Case	2,482.24	-	-	-	2,482.24	10%	248.22	2,234.01
Sub total	4,197,920.79	201,384.00	-	-	4,399,304.79	10%	439,930.48	3,959,373.32
Rack	10,810.62	128,000.00	-	-	138,810.62	15%	20,821.59	117,989.03
Library Book	102,042.16	193,781.00	268,095.00	-	563,918.16	40%	171,948.26	391,969.90
Plant and Machinery:-	-	-	-	-	-	-	-	-
Lab Equipment:-	-	-	-	-	-	-	-	-
Lab Equipment	1,662,229.26	131,701.00	781,295.00	-	2,575,225.26	15%	327,686.66	2,247,538.60
Library Equipment	7,309.55	-	-	-	7,309.55	15%	1,096.43	6,213.12
ABC Cylleder	251.39	-	-	-	251.39	15%	37.71	213.68
Lab. Glassware / Lab. Ware	32,344.10	-	-	-	32,344.10	15%	4,851.61	27,492.48
Other Machineries	-	-	-	-	-	-	-	-
Machineries	26,768.83	-	-	-	26,768.83	15%	4,015.33	22,753.51
Photocopying Machine	107,243.23	-	-	-	107,243.23	15%	16,086.48	91,156.75
Sound System	7,212.81	-	-	-	7,212.81	15%	1,081.92	6,130.89
SPPU QIP Equipment	8,188.78	-	-	-	8,188.78	40%	3,275.51	4,913.27
SPPU QIP Sport Equipment	5,851.91	-	-	-	5,851.91	40%	2,340.76	3,511.15
Sports Material	25,413.07	-	19,760.00	-	45,173.07	15%	5,293.96	39,879.11
sub total	1,882,812.96	131,701.00	801,055.00	-	2,815,568.96	15%	365,766.39	2,449,802.56

SHRI K. INA
M.No.
03883
CHARTERED ACCT





Criteria 4: Infrastructure and Learning Resources



Equipment								
Office Equipment:-								
Air Cooler	7,307.81				7,307.81	15%	1,096.17	6,211.64
Camera	2,103.40	50,500.00			52,603.40	15%	7,890.51	44,712.89
CCTV	228,309.88	88,521.00	9,641.00		326,471.88	15%	48,247.71	278,224.29
Data Projector	7,896.24				7,896.24	15%	1,184.44	6,711.80
Dead Stock	105.91				105.91	15%	15.89	90.02
DLP Projector	92,151.60				92,151.60	15%	13,822.74	78,328.86
Water Tank	30,696.77	18,000.00			48,696.77	15%	7,304.52	41,392.26
Refrigerator	-	30,000.00	21,500.00		51,500.00	15%	6,112.50	45,387.50
Printer-								
H.P.Laser Printer	11,833.86		56,500.00		68,333.86	15%	6,012.58	62,321.28
Sharp AR 5320N	15,215.83				15,215.83	15%	2,282.37	12,933.45
L C D	2,465.32	19,824.00			22,289.32	15%	3,343.40	18,945.92
LED TV 15-16	24,363.86				24,363.86	15%	3,654.58	20,709.28
Micro Oven	3,942.16				3,942.16	15%	591.32	3,350.83
Mobile	1,632.48				1,632.48	15%	244.87	1,387.61
Other Office Equipment	286,885.70	72,850.00	259,650.00		619,385.70	15%	73,434.11	545,951.60
Other Assets	43,432.14	28,440.00			71,872.14	15%	10,780.82	61,091.32
Sub total	758,342.96	308,135.00	347,291.00		1,413,768.96	15%	186,018.52	1,227,750.56
FAN	11,902.50	52,550.00	-		64,452.50	15%	9,667.88	54,784.63
Intangible Asset under development								
Patent WIP	120,920.00	82,000.00	525,600.00		728,520.00	-	-	728,520.00
Sub total	120,920.00	82,000.00	525,600.00		728,520.00	-	-	728,520.00
Total	16,169,763.27	1,701,162.00	4,267,759.00		22,138,684.27		2,664,710.49	19,473,973.05





Criteria 4: Infrastructure and Learning Resources



2022-23 PG Balance Sheet

**Progressive Education Society's
Modern College of Pharmacy (P.G.)
Yamunanagar, Sector No.21, Nigdi
Pune - 411044**

Balance Sheet as on 31st March, 2023

Amount as on 31st March, 2022	Liabilities	Schedule No.	Amount as on 31st March, 2023	Amount as on 31st March, 2022	Assets	Schedule No.	Amount as on 31st March, 2023
-	Capital Account		-	9,095,893.07	Fixed Assets	2	9,022,255.96
27,645,795.68	Current Liabilities	1	25,447,674.68	10,842,656.84	Current Assets	3	12,156,247.00
22,222,253.90	Loan (Advance Branch Units)		26,824,488.60	2,500,118.95	Investments	4	3,977,122.49
-	Bank Suspense		-	27,429,380.72	Income & Expenditure Account	5	27,116,537.83
49,868,049.58	Total Rs.		52,272,163.28	49,868,049.58	Total Rs.		52,272,163.28

As per Report of Even Date
CA Shrish K Inamdar

Membership No:-038833

Place : Pune

Date :

UDIN: 23038833139XA DP 6059




For Modern College of Pharmacy

Principal

Place : Pune

Date :

Principal
P. E. S. Modern College of Pharmacy
Sector No.21, Yamunanagar, Nigdi,
Pune - 411 044.





Criteria 4: Infrastructure and Learning Resources




2022-23 PG Infrastructure Augmentation

Progressive Education Society's
Modern College of Pharmacy (P.G.)
Yamunanagar, Sector No.21, Nigdi
Pune - 411044

Schedule No. 2 : Fixed Assets

Particulars	WDV As On 31st March, 2022	Additions > 180 Days	Additions < 180 Days	Deletion of Assets	Total (Rs.)	Rate	Depreciation	WDV As On 31st March, 2023
Building								
Aluminum Window	63,471.10	-	-	-	63,471.10	10%	6,347.11	57,123.99
Building 08-09	3,097,491.12	-	-	-	3,097,491.12	10%	309,749.11	2,787,742.01
Building 13-14	378,517.23	-	-	-	378,517.23	10%	37,851.72	340,665.51
Building 15-16	292,685.18	-	-	-	292,685.18	10%	29,268.52	263,416.66
Total	3,832,164.63	-	-	-	3,832,164.63		383,216.46	3,448,948.17
Computer								
Computer 11-12	139.35	-	-	-	139.35	40%	55.74	83.61
Computer 12-13	84.13	-	-	-	84.13	40%	33.65	50.48
Computer 13-14	97.02	-	-	-	97.02	40%	38.81	58.21
Computer 14-15	302.64	-	-	-	302.64	40%	121.06	181.58
UPS	3,019.03	-	-	-	3,019.03	40%	1,207.61	1,811.42
Total	3,642.16	-	-	-	3,642.16		1,456.87	2,185.30
Computer Software								
Computer Software 13-14	385.64	-	-	-	385.64	40%	154.26	231.38
Total	385.64	-	-	-	385.64		154.26	231.38
Equipments								
Equipments 08-09	174,324.64	-	-	-	174,324.64	15%	26,148.70	148,175.94
Equipments 09-10	143,599.96	-	-	-	143,599.96	15%	21,539.99	122,059.97
Equipments 10-11	419,713.53	-	-	-	419,713.53	15%	62,957.03	356,756.50
Equipments 11-12	27,040.57	-	-	-	27,040.57	15%	4,056.09	22,984.48
Equipments 12-13	196,143.19	-	-	-	196,143.19	15%	29,421.48	166,721.72
Equipments 13-14	139,365.56	-	-	-	139,365.56	15%	20,904.83	118,460.73
Equipments 14-15	18,734.38	-	-	-	18,734.38	15%	2,810.16	15,924.22
Equipments 15-16	49,713.00	-	-	-	49,713.00	15%	7,456.95	42,256.04
Labrotory Equipments	1,721,910.30	222,190.00	790,643.00	-	2,734,743.30	15%	350,913.27	2,383,830.06
Total	2,890,545.13	222,190.00	790,643.00	-	3,903,378.13		526,208.49	3,377,169.66





Criteria 4: Infrastructure and Learning Resources



Progressive Education Society's
Modern College of Pharmacy (P.G.)
Yamunanagar, Sector No.21, Nigdi
Pune - 411044

Schedule No. 2 : Fixed Assets

Particulars	WDV As On 31st March, 2022	Additions > 180 Days	Additions < 180 Days	Deletion of Assets	Total (Rs.)	Rate	Depreciation	WDV As On 31st March, 2023
Furniture & Fixture								
Furniture & Fixture 08-09	41,841.42	-	-	-	41,841.42	10%	4,184.14	37,657.28
Furniture & Fixture 10-11	200,421.15	-	-	-	200,421.15	10%	20,042.12	180,379.04
Furniture & Fixture 11-12	186,207.07	-	-	-	186,207.07	10%	18,620.71	167,586.36
Furniture & Fixture 12-13	169,122.99	-	-	-	169,122.99	10%	16,912.30	152,210.69
Furniture & Fixture 13-14	542,302.63	-	-	-	542,302.63	10%	54,230.26	488,072.37
Furniture & Fixture 14-15	39,602.98	-	-	-	39,602.98	10%	3,960.30	35,642.68
Furniture & Fixture 15-16	75,925.22	-	-	-	75,925.22	10%	7,592.52	68,332.70
Electrical Fittings	204,471.93	-	-	-	204,471.93	10%	20,447.19	184,024.74
Total	1,459,895.39	-	-	-	1,459,895.39		145,989.54	1,313,905.85
Generator								
Generator	150,593.87	-	-	-	150,593.87	15%	22,589.08	128,004.79
Total	150,593.87	-	-	-	150,593.87		22,589.08	128,004.79
LAB Instrument								
LAB Instrument	101,954.22	-	21,565.00	-	123519.22	15%	16,910.51	106,608.71
Total	101,954.22	-	21,565.00	-	123,519.22		16,910.51	106,608.71
Library Books								
Library Books 08-09	28.61	-	-	-	28.61	40%	11.45	17.17
Library Books 09-10	21.07	-	-	-	21.07	40%	8.43	12.64
Library Books 10-11	3.66	-	-	-	3.66	40%	1.46	2.19
Library Books 11-12	202.28	-	-	-	202.28	40%	80.91	121.37
Library Books 12-13	149.11	-	-	-	149.11	40%	59.64	89.46
Library Book	61,002.91	-	38,323.00	-	99,325.91	40%	32,065.76	67,260.15
Library Books 13-14	130.72	-	-	-	130.72	40%	52.29	78.43
Library Books 14-15	366.08	-	-	-	366.08	40%	146.43	219.65
Library Books 15-16	123.72	-	-	-	123.72	40%	49.49	74.23
Library Books 16-17	1,467.43	-	-	-	1,467.43	40%	586.97	880.46
Total	63,495.59	-	38,323.00	-	101,818.59		33,062.84	68,755.76
Office Equipments								
Air Conditioner	17,894.80	-	50,500.00	-	68,394.80	15%	6,471.72	61,923.08
Office Equipments	17,392.57	-	-	-	17,392.57	15%	2,608.89	14,783.68
Office Equipments 12-13	43,797.77	-	-	-	43,797.77	15%	6,569.67	37,228.10
Office Equipments 13-14	21,853.49	-	-	-	21,853.49	15%	3,278.02	18,575.47
Refrigerator	9,707.01	30,000.00	-	-	39,707.01	15%	5,956.05	33,750.96
Statue and Painting	66,659.12	-	-	-	66,659.12	15%	9,998.87	56,660.25
Telephone Instrument	5,414.23	-	-	-	5,414.23	15%	812.13	4,602.09
Television	15,771.69	-	-	-	15,771.69	15%	2,365.75	13,405.94
Water Cooler	36,714.39	-	-	-	36,714.39	15%	5,507.16	31,207.23
Smart Board-21-22	358,012.00	-	-	-	358,012.00	15%	53,701.80	304,310.20
Total	593,217.08	30,000.00	50,500.00	-	673,717.08		97,270.06	576,446.39
Grand Total	9,095,893.71	252,190.00	901,031.00	-	10,249,114.71		1,226,858.10	9,022,255.96





Criteria 4: Infrastructure and Learning Resources



2022-23 Pharm D Balance Sheet

Progressive Education Society's
Modern College of Pharmacy (Pharm D)
Yamunanagar, Sector No.21, Nigdi
Pune - 411044

Balance Sheet as on 31st March, 2023

Amount as on 31st March, 2022	Liabilities	Schedule No.	Amount as on 31st March, 2023	Amount as on 31st March, 2022	Assets	Schedule No.	Amount as on 31st March, 2023
-	Development Fund		-	2,037,953.61	Fixed Assets	2	5,337,948.02
7,504,851.70	Current Liabilities	1	7,058,438.70	308,665.00	Investments	3	3,223,495.10
3,226,630.01	Income and Expenditure Account	8	3,571,872.22	8,384,863.10	Current Assets	4	2,068,867.80
10,731,481.71	Total Rs.		10,630,310.92	10,731,481.71	Total Rs.		10,630,310.92

As per Report of Even Date

CA Shrish K Inamdar



Membership No:- 038833

Place : Pune

Date : 10 AUG 2023

UDIN: 23038833 B9 X A D E 2925

For Modern College of Pharmacy

Principal

Place : Pune

Date :

Principal
P. E. S. Modern College of Pharmacy
Sector No.21, Yamunanagar, Nigdi,
Pune - 411 044.





Criteria 4: Infrastructure and Learning Resources



2022-23 Pharm D Infrastructure Augmentation

Progressive Education Society's
Modern College of Pharmacy (Pharm D)
Yamunanagar, Sector No.21, Nigdi
Pune - 411044

Schedule No. 2 : Fixed Assets

Particulars	WDV As On 31st March, 2022	Additions > 180 Days	Additions < 180 Days	Deletion of Assets	Total (Rs.)	Rate	Depreciation	WDV As On 31st March, 2023
Building								
LABORATORY & FACULTY ROOM DEVELOPMENT	1,121,000.00		859,856.00		1,980,856.00	10%	155,092.80	1,825,763.20
	1,121,000.00	-	859,856.00	-	1,980,856.00		155,092.80	1,825,763.20
Furniture & Fixture								
Furniture & Fixture 15-16	477,428.30	-	225,245.00	-	702,673.30	10%	59,005.80	643,667.50
Total	477,428.30	-	225,245.00	-	702,673.30		59,005.80	643,667.50
Equipments								
Sports material and gym	27,289.22		750.00		28,039.22	15%	4,149.63	23,889.59
Freezer	10,693.00		26,000.00		10,693.00	15%	1,603.95	9,089.05
CCTV	18,008.60		54,315.00		72,323.60	15%	6,774.92	65,548.69
LED/LCD	133,307.35		26,000.00		159,307.35	15%	21,946.10	137,361.25
Glassware	61,304.31		492,636.00		553,940.31	15%	46,143.35	507,796.95
H P Laser Printer			15,500.00		15,500.00	15%	1,162.30	14,337.70
Sound System	-	106,000.00	-	-	106,000.00	15%	15,900.00	90,100.00
Total	250,602.49	-	589,201.00	-	839,803.49	0.90	97,680.25	848,123.22
Computer								
Computer	99,192.00	-			99,192.00	40%	39,676.80	59,515.20
Total	99,192.00	-	-	-	99,192.00		39,676.80	59,515.20
Library Books								
Library Books 08-09	89,730.84	-	75,896.00	-	165,626.84	40%	51,071.54	114,555.30
Vehicle								
Starline Bus	-	3,077,206.00	-	-	3,077,206.00	40%	1,230,882.40	1,846,323.60
Total	89,730.84	3,077,206.00	75,896.00	-	3,242,832.84		1,281,953.94	1,960,878.90
TOTAL	2,037,953.63	3,077,206.00	1,750,198.00	-	6,865,357.63		1,633,409.59	5,337,948.02





Criteria 4: Infrastructure and Learning Resources



2021-22 UG Balance Sheet

Progressive Education Society's
Modern College of Pharmacy (U.G.)
Yamunanagar, Sector No.21, Nigdi
Pune - 411044

Balance Sheet as on 31st March, 2022

Amount as on 31st March, 2021	Liabilities	Schedule No.	Amount as on 31st March, 2022	Amount as on 31st March, 2021	Assets	Schedule No.	Amount as on 31st March, 2021
-	Development Fund		-	17,027,876.96	Fixed Assets	2	16,169,762.4
58,229,565.35	Advance from P.E. Society		55,739,565.35	51,163,518.03	Current Assets	3	66,084,777.2
8,003,493.07	Current Liabilities	1	14,102,358.51	2,412,268.09	Investments	4	2,540,010.0
15,500.00	Bank Suspense		-				
70,603,674.28	Total Rs.		84,794,549.75	70,603,674.28	Total Rs.		84,794,549.7

AS PER MY REPORT OF
EVEN DATE



Shrish K. Inamdar
CHARTERED ACCOUNTANT
M.No.038833

UDIN- 22038833A2FRMG9538

26 JUL 2022

For Modern College of Pharmacy

Principal
Modern College of Pharmacy
P.E.S. Modern College of Pharmacy
Sector No.21, Yamunanagar, Nigdi,
Pune - 411 044.
Place : Pune





Criteria 4: Infrastructure and Learning Resources



2021-22 UG Infrastructure Augmentation

Progressive Education Society's
Modern College of Pharmacy (U.G.)
Yamunanagar, Sector No.21, Nigdi
Pune - 411044

Schedule No. 2 : Fixed Assets

Block of Assets	WDV As On 31st March, 2021	Additions > 180 Days	Additions < 180 Days	Deletion of Assets	Total	Rate	Depreciation	WDV As On 31st March, 2022
Building	9,290,448.68	-	-	-	9,290,448.68	10.00%	929,044.87	8,361,403.81
Computer and Software	202,992.44	47,500.00	716,640.00	-	967,132.44	40.00%	243,524.98	723,607.46
Furniture & Fittings	4,645,948.44	18,408.00	-	-	4,664,356.44	10.00%	466,435.64	4,197,920.79
Library Book	106,066.26	11,188.00	39,612.00	-	156,866.26	40.00%	54,824.11	102,042.16
Plant and Machinery:-	1,982,097.98	-	198,907.00	-	2,181,004.98	15.00%	312,232.72	1,868,772.26
Equipment	682,883.63	29,826.00	164,907.00	-	877,616.63	15.00%	119,274.47	758,342.16
Solar Equipments	23,401.16	-	-	-	23,401.16	40.00%	9,360.46	14,040.69
Rack	12,718.38	-	-	-	12,718.38	15.00%	1,907.76	10,810.62
Fan	-	2,250.00	10,800.00	-	13,050.00	15.00%	1,147.50	11,902.50
Intangible Asset under development	81,320.00	9,600.00	30,000.00	-	120,920.00	-	-	120,920.00
Total	17,027,876.96	118,772.00	1,160,866.00	-	18,307,514.96		2,137,752.50	16,169,762.46





Criteria 4: Infrastructure and Learning Resources



**Progressive Education Society's
Modern College of Pharmacy (U.G.)
Yamunanagar, Sector No.21, Nigdi
Pune - 411044**

Schedule No. 2 : Fixed Assets

Particulars	WDV as on 31st March, 2021	Additions > 180 Days	Additions < 180 Days	Deletion of Assets	Total	Rate	Depreciation	WDV As On 31st March, 2022
Building	9,290,448.68	-	-	-	9,290,448.68	10%	929,044.87	8,361,403.81
Computer and Software								
Computer	36,680.77	47,500.00	-	-	84,180.77	40%	33,672.31	50,508.46
Computer Software	32,186.06	-	21,240.00	-	53,426.06	40%	17,122.43	36,303.64
Computer System	134,125.60	-	695,400.00	-	829,525.60	40%	192,730.24	636,795.36
Sub total	202,992.44	47,500.00	716,640.00	-	967,132.44	40%	243,524.98	723,607.46
Furniture & Fittings								
Furniture	3,580,688.74	18,408.00	-	-	3,599,096.74	10%	359,909.67	3,239,187.05
Electric Fitting	1,062,501.66	-	-	-	1,062,501.66	10%	106,250.17	956,251.49
Book Case	2,758.04	-	-	-	2,758.04	10%	275.80	2,482.24
Sub total	4,645,948.44	18,408.00	-	-	4,664,356.44	10%	466,435.64	4,197,920.79
Rack	12,718.38	-	-	-	12,718.38	15%	1,907.76	10,810.62
Library Book	106,066.26	11,188.00	39,612.00	-	156,866.26	40%	54,824.11	102,042.15
Plant and Machinery:-								
Lab Equipment:-								
Lab Equipment	1,760,891.60	-	178,888.00	-	1,939,779.60	15%	277,550.34	1,662,229.25
Library Equipment	8,599.48	-	-	-	8,599.48	15%	1,289.92	7,309.55
ABC Cylleder	295.76	-	-	-	295.76	15%	44.36	251.39
Lab. Glassware / Lab. Ware	38,051.88	-	-	-	38,051.88	15%	5,707.78	32,344.10
Other Machineries								
Machineries	31,492.75	-	-	-	31,492.75	15%	4,723.91	26,768.83
Photocopying Machine	126,168.51	-	-	-	126,168.51	15%	18,925.28	107,243.23
Sound System	8,485.66	-	-	-	8,485.66	15%	1,272.85	7,212.81
SPPU QIP Equipment	13,647.97	-	-	-	13,647.97	40%	5,459.19	8,188.78
SPPU QIP Sport Equipment	9,753.19	-	-	-	9,753.19	40%	3,901.27	5,851.91
Sports Material	8,112.35	-	20,019.00	-	28,131.35	15%	2,718.28	25,413.07
sub total	2,005,499.14	-	198,907.00	-	2,204,406.14	-	321,593.19	1,882,812.96





Criteria 4: Infrastructure and Learning Resources




2021-22 PG Balance Sheet

Progressive Education Society's
Modern College of Pharmacy (P.G.)
Yamunanagar, Sector No.21, Nigdi
Pune - 411044

Balance Sheet as on 31st March, 2022

Amount as on 31st March, 2021	Liabilities	Schedule No.	Amount as on 31st March, 2022	Amount as on 31st March, 2021	Assets	Schedule No.	Amount as on 31st March, 2022
-	Capital Account		-	7,808,123.31	Fixed Assets	2	9,095,896.12
26,756,548.68	Current Liabilities	1	27,645,795.68	13,409,711.21	Current Assets	3	10,842,656.84
16,876,767.50	Loan (Advance Branch Units)		22,222,253.90	2,053,665.95	Investments	4	2,500,118.95
3,305.00	Bank Suspense		-	20,365,126.36	Income & Expenditure Account	5	27,429,382.42
43,636,626.83	Total Rs.		49,868,049.58	43,636,626.83	Total Rs.		49,868,049.58

AS PER MY REPORT OF
EVEN DATE

Shri K. Inamdar
CHARTERED ACCOUNTANT
M.No.038933
UDIN-22038833A2FTGW5227
26 SEP 2022

For Modern College of Pharmacy

Principal

Principal

P. E. S. Modern College of Pharmacy
Sector No 21, Yamunanagar, Nigdi,
Pune - 411 044.





Criteria 4: Infrastructure and Learning Resources



2021-22 PG Infrastructure Augmentation

Progressive Education Society's
Modern College of Pharmacy (P.G.)
Yamunanagar, Sector No.21, Nigdi
Pune - 411044

Schedule No. 2 : Fixed Assets

Particulars	WDV As On 31st March, 2021	Additions > 180 Days	Additions < 180 Days	Deletion of Assets	Total (Rs.)	Rate	Depreciation	WDV As On 31st March, 2022
Building								
Aluminum Window	70,523.44	-	-	-	70,523.44	10%	7,052.34	63,471.10
Building 08-09	3,441,656.80	-	-	-	3,441,656.80	10%	344,165.68	3,097,491.12
Building 13-14	420,574.70	-	-	-	420,574.70	10%	42,057.47	378,517.23
Building 15-16	325,205.76	-	-	-	325,205.76	10%	32,520.58	292,685.18
Total	4,257,960.70	-	-	-	4,257,960.70		425,796.07	3,832,164.63
Computer								
Computer 11-12	232.25	-	-	-	232.25	40%	92.90	139.35
Computer 12-13	140.21	-	-	-	140.21	40%	56.09	84.13
Computer 13-14	161.69	-	-	-	161.69	40%	64.68	97.02
Computer 14-15	504.40	-	-	-	504.40	40%	201.76	302.64
UPS	5,031.71	-	-	-	5,031.71	40%	2,012.69	3,019.03
Total	6,070.27	-	-	-	6,070.27		2,428.11	3,642.16
Computer Software								
Computer Software 13-14	642.73	-	-	-	642.73	40%	257.09	385.64
Total	642.73	-	-	-	642.73		257.09	385.64
Equipments								
Equipments 08-09	205,087.81	-	-	-	205,087.81	15%	30,763.17	174,324.64
Equipments 09-10	168,941.13	-	-	-	168,941.13	15%	25,341.17	143,599.96
Equipments 10-11	493,780.62	-	-	-	493,780.62	15%	74,067.09	419,713.53
Equipments 11-12	31,812.43	-	-	-	31,812.43	15%	4,771.86	27,040.57
Equipments 12-13	230,756.70	-	-	-	230,756.70	15%	34,613.50	196,143.19
Equipments 13-14	163,959.48	-	-	-	163,959.48	15%	24,593.92	139,365.56
Equipments 14-15	22,040.45	-	-	-	22,040.45	15%	3,306.07	18,734.38
Equipments 15-16	58,485.89	-	-	-	58,485.89	15%	8,772.88	49,713.00
Labrotory Equipments	22,619.69	-	1,840,739.00	-	1,863,358.69	15%	141,448.38	1,721,910.30
Total	1,397,484.21	-	1,840,739.00	-	3,238,223.21		347,678.06	2,890,545.16





Criteria 4: Infrastructure and Learning Resources



Progressive Education Society's
Modern College of Pharmacy (P.G.)
Yamunanagar, Sector No.21, Nigdi
Pune - 411044

Schedule No. 2 : Fixed Assets

Particulars	WDV As On 31st March, 2021	Additions > 180 Days	Additions < 180 Days	Deletion of Assets	Total (Rs.)	Rate	Depreciation	WDV As On 31st March, 2022
Furniture & Fixture								
Furniture & Fixture 08-09	46,490.46	-	-	-	46,490.46	10%	4,649.05	41,841.42
Furniture & Fixture 10-11	222,690.17	-	-	-	222,690.17	10%	22,269.02	200,421.15
Furniture & Fixture 11-12	206,896.74	-	-	-	206,896.74	10%	20,689.67	186,207.07
Furniture & Fixture 12-13	187,914.44	-	-	-	187,914.44	10%	18,791.44	169,122.99
Furniture & Fixture 13-14	602,558.48	-	-	-	602,558.48	10%	60,255.85	542,302.63
Furniture & Fixture 14-15	44,003.31	-	-	-	44,003.31	10%	4,400.33	39,602.98
Furniture & Fixture 15-16	84,361.36	-	-	-	84,361.36	10%	8,436.14	75,925.22
Electrical Fittings	227,191.03	-	-	-	227,191.03	10%	22,719.10	204,471.93
Total	1,622,105.99	-	-	-	1,622,105.99		162,210.60	1,459,895.39
Generator	177,169.26	-	-	-	177,169.26	15%	26,575.39	150,593.87
Total	177,169.26	-	-	-	177,169.26		26,575.39	150,593.87
LAB Instrument	31,296.32	-	81,462.00	-	112,758.32	15%	10,804.10	101,954.22
Total	31,296.32	-	81,462.00	-	112,758.32		10,804.10	101,953.42
Library Books								
Library Books 08-09	47.69	-	-	-	47.69	40%	19.08	28.61
Library Books 09-10	35.12	-	-	-	35.12	40%	14.05	21.07
Library Books 10-11	6.10	-	-	-	6.10	40%	2.44	3.66
Library Books 11-12	337.14	-	-	-	337.14	40%	134.86	202.28
Library Books 12-13	249.51	-	-	-	249.51	40%	99.80	149.71
Library Book	34,523.52	67,148.00	-	-	101,671.52	40%	40,668.61	61,002.91
Library Books 13-14	219.36	-	-	-	219.36	40%	87.74	131.62
Library Books 14-15	610.63	-	-	-	610.63	40%	244.25	366.38
Library Books 15-16	206.70	-	-	-	206.70	40%	82.68	124.02
Library Books 16-17	2,446.20	-	-	-	2,446.20	40%	978.48	1,467.72
Total	38,681.96	67,148.00	-	-	105,829.96		42,331.99	63,497.99
Office Equipments								
Air Conditioner	21,052.71	-	-	-	21,052.71	15%	3,157.91	17,894.80
Office Equipments	20,461.85	-	-	-	20,461.85	15%	3,069.28	17,392.57
Office Equipments 12-13	51,526.79	-	-	-	51,526.79	15%	7,729.02	43,797.77
Office Equipments 13-14	25,709.99	-	-	-	25,709.99	15%	3,856.50	21,853.49
Refrigerator	11,420.01	-	-	-	11,420.01	15%	1,713.00	9,707.01
Statue and Painting	78,422.50	-	-	-	78,422.50	15%	11,763.37	66,659.12
Telephone Instrument	6,369.68	-	-	-	6,369.68	15%	955.45	5,414.23
Television	18,554.93	-	-	-	18,554.93	15%	2,783.24	15,771.69
Water Cooler	43,193.40	-	-	-	43,193.40	15%	6,479.01	36,714.39
Smart Board-21-22	-	-	387,040.00	-	387,040.00	15%	29,028.00	358,012.00
Total	276,711.86	-	387,040.00	-	663,751.86		70,534.78	593,217.08
Grand Total	7,808,123.29	67,148.00	2,309,241.00	-	10,184,512.29		1,088,616.18	9,095,896.12





Criteria 4: Infrastructure and Learning Resources



2021-22 Pharm D Balance Sheet

Progressive Education Society's
Modern College of Pharmacy (Pharm D)
Yamunanagar, Sector No.21, Nigdi
Pune - 411044

Balance Sheet as on 31st March, 2022

Amount as on 31st March, 2021	Liabilities	Schedule No.	Amount as on 31st March, 2022	Amount as on 31st March, 2021	Assets	Schedule No.	Amount as on 31st March, 2022
-	Development Fund		-	420,087.39	Fixed Assets	2	2,037,953.61
450,854.00	Current Liabilities	1	7,504,851.70	-	Investments	3	308,665.00
4,430,798.59	Income and Expenditure Account	7	3,226,630.01	4,461,565.20	Current Assets	4	8,384,863.10
4,881,652.59	Total Rs.		10,731,481.71	4,881,652.59	Total Rs.		10,731,481.71


AS PER MY REPORT OF
EVEN DATE




M.No. 039833
SHRISH K. INAMDAR
CHARTERED ACCOUNTANT
M.No.039833

26 SEP 2022

For Modern College of Pharmacy



Principal
P. E. S. Modern College of Pharmacy
Sector No.21, Yamunanagar, Nigdi,
Pune - 411 044.





Criteria 4: Infrastructure and Learning Resources




2021-22 Pharm D Infrastructure Augmentation

Progressive Education Society's
Modern College of Pharmacy (Pharm D)
Yamunanagar, Sector No.21, Nigdi
Pune - 411044

Schedule No. 2 : Fixed Assets

Particulars	WDV As On 31st March, 2021	Additions > 180 Days	Additions < 180 Days	Deletion of Assets	Total (Rs.)	Rate	Depreciation	WDV As On 31st March, 2022
Building								
LABORATORY & FACULTY ROOM DEVELOPMENT	-		1,180,000.00		1,180,000.00	10%	59,000.00	1,121,000.00
	-	-	1,180,000.00	-	1,180,000.00		59,000.00	1,121,000.00
Furniture & Fixture								
Furniture & Fixture 15-16	140,741.55	-	369,222.00	-	509,963.55	10%	32,535.26	477,428.30
Total	140,741.55	-	369,222.00	-	509,963.55		32,535.26	477,428.30
Equipments								
Sports material and gym	32,104.95				32,104.95	15%	4,815.74	27,289.21
Freezer	12,580.00				12,580.00	15%	1,887.00	10,693.00
CCTV	21,186.59				21,186.59	15%	3,177.99	18,008.60
LED/LCD	18,082.18		127,500.00		145,582.18	15%	12,274.83	133,307.35
Glassware	72,122.72				72,122.72	15%	10,818.41	61,304.31
Total	156,076.44	-	127,500.00	-	283,576.44		32,973.97	250,602.47
Computer								
Computer	26,820.00	138,500.00			165,320.00	40%	66,128.00	99,192.00
Total	26,820.00	138,500.00	-	-	165,320.00		66,128.00	99,192.00
Library Books								
Library Books 08-09	96,449.40	53,102.00	-	-	149,551.40	40%	59,820.56	89,730.84
Total	96,449.40	53,102.00	-	-	149,551.40		59,820.56	89,730.84
TOTAL	420,087.39	191,602.00	1,676,722.00	-	2,288,411.39		250,457.78	2,037,953.61





Criteria 4: Infrastructure and Learning Resources



2020-21 UG Balance Sheet

Progressive Education Society's
Modern College of Pharmacy (U.G.)
Yamunanagar, Sector No.21, Nigdi
Pune - 411044

Balance Sheet as on 31st March, 2021

Amount as on 31st March, 2020	Liabilities	Schedule No.	Amount as on 31st March, 2021	Amount as on 31st March, 2020	Assets	Schedule No.	Amount as on 31st March, 2021
-	Development Fund		-	19,084,568.87	Fixed Assets	2	17,027,876.91
59,278,014.35	Advance from P.E. Society		58,229,565.35	31,124,823.75	Current Assets	3	51,155,928.00
4,017,224.25	Current Liabilities	1	8,018,993.07	2,274,166.09	Investments	4	2,412,268.00
-	Income & Expenditure Account		4,347,514.61	11,496,679.89	Income & Expenditure Account	5	-
63,295,238.60	Total Rs.		70,596,073.03	63,980,238.60	Total Rs.		70,596,073.03

AS PER MY REPORT OF
EVEN DATE





Shresh K. Inamdar
CHARTERED ACCOUNTANT
M.No.038833

UDIN:-21038833AAAAFD7160
30 DEC 2021

For Modern College of Pharmacy



Principal
Modern College of Pharmacy
P.E.S. Modern College of Pharmacy
Sector No.21, Yamunanagar, Nigdi,
Pune - 411 044.



Criteria 4: Infrastructure and Learning Resources



2020-21 UG Infrastructure Augmentation

Progressive Education Society's
Modern College of Pharmacy (U.G.)
Yamunanagar, Sector No.21, Nigdi
Pune - 411044

Schedule No. 2 : Fixed Assets

Block of Assets	WDV As On 31st March, 2020	Additions > 180 Days	Additions < 180 Days	Deletion of Assets	Total	Rate	Depreciation	WDV As On 31st March, 2021
Building	10,322,720.75	-	-	-	10,322,720.75	10.00%	1,032,272.08	9,290,448.68
Computer and Software	338,320.73	-	-	-	338,320.73	40.00%	135,328.29	202,992.44
Furniture & Fittings	5,162,164.93	-	-	-	5,162,164.93	10.00%	516,216.49	4,645,948.44
Library Book	107,010.44	22,000.00	35,825.00	-	164,835.44	40.00%	58,769.18	106,066.26
Plant and Machinery:-	2,331,879.98	-	-	-	2,331,879.98	15.00%	349,782.00	1,982,097.98
Equipment	736,507.31	-	61,462.00	-	797,969.31	15.00%	115,085.73	640,804.05
Solar Equipments	39,001.93	-	-	-	39,001.93	40.00%	15,600.77	23,401.16
Rack	14,962.80	-	-	-	14,962.80	15.00%	2,244.42	12,718.38
Intangible Asset under development	32,000.00	49,320.00	-	-	81,320.00	-	-	81,320.00
Total	19,084,568.87	71,320.00	97,287.00	-	19,253,175.87		2,225,298.96	17,027,876.91





Criteria 4: Infrastructure and Learning Resources



2020-21 PG Balance Sheet

Progressive Education Society's
Modern College of Pharmacy (P.G.)
Yamunanagar, Sector No.21, Nigdi
Pune - 411044

Balance Sheet as on 31st March, 2021


Amount as on 31st March, 2020	Liabilities	Schedule No.	Amount as on 31st March, 2021	Amount as on 31st March, 2020	Assets	Schedule No.	Amount as on 31st March, 2021
-	Capital Account		-	8,823,956.89	Fixed Assets	2	7,808,118.55
1,541,612.68	Current Liabilities	1	5,134,469.68	6,845,590.00	Current Assets	3	13,409,711.21
22,336,665.00	Advance from PE Society		21,575,384.00	1,631,630.70	Investments	4	2,053,665.95
15,135,935.50	Loan (Advance Branch Units)		16,876,767.50	21,713,035.59	Income & Expenditure Account	5	20,315,125.47
39,014,213.18	Total Rs.		43,586,621.18	39,014,213.18	Total Rs.		43,586,621.18

AS PER MY REPORT OF
EVEN DATE


Shrish K. Inamdar
CHARTERED ACCOUNTANT
M.No.038833

UDIN: 21038833AAAAEV2653
30 DEC 2021

For Modern College of Pharmacy


Principal
P. E. S. Modern College of Pharmacy
Sector No.21, Yamunanagar, Nigdi,
Pune - 411 044.



Criteria 4: Infrastructure and Learning Resources



2020-21 PG Infrastructure Augmentation

**Progressive Education Society's
Modern College of Pharmacy (P.G.)
Yamunanagar, Sector No.21, Nigdi
Pune - 411044**

Schedule No. 2 : Fixed Assets

Particulars	WDV As On 31st March, 2020	Additions > 180 Days	Additions < 180 Days	Deletion of Assets	Total (Rs.)	Rate	Depreciation	WDV As On 31st March, 2021
Building								
Aluminum Window	78,359.38	-	-	-	78,359.38	10%	7,835.94	70,523.44
Building 08-09	3,824,063.11	-	-	-	3,824,063.11	10%	382,406.31	3,441,656.80
Building 13-14	467,305.22	-	-	-	467,305.22	10%	46,730.52	420,574.70
Building 15-16	361,339.73	-	-	-	361,339.73	10%	36,133.97	325,205.76
Total	4,731,067.44	-	-	-	4,731,067.44		473,106.74	4,257,960.70
Computer								
Computer 11-12	386.32	-	-	-	386.32	40%	154.53	231.79
Computer 12-13	233.69	-	-	-	233.69	40%	93.48	140.21
Computer 13-14	269.49	-	-	-	269.49	40%	107.80	161.69
Computer 14-15	840.67	-	-	-	840.67	40%	336.27	504.40
UPS	8,386.99	-	-	-	8,386.99	40%	3,354.80	5,032.19
Total	10,117.16	-	-	-	10,117.16		4,046.88	6,070.28
Computer Software								
Computer Software 13-14	1,071.22	-	-	-	1,071.22	40%	428.49	642.73
Total	1,071.22	-	-	-	1,071.22		428.49	642.73
Equipments								
Equipments 08-09	241,279.78	-	-	-	241,279.78	15%	36,191.97	205,087.81
Equipments 09-10	198,754.27	-	-	-	198,754.27	15%	29,813.14	168,941.13
Equipments 10-11	580,918.38	-	-	-	580,918.38	15%	87,137.76	493,780.62
Equipments 11-12	37,426.39	-	-	-	37,426.39	15%	5,613.96	31,812.43
Equipments 12-13	271,478.47	-	-	-	271,478.47	15%	40,721.77	230,756.70
Equipments 13-14	192,893.51	-	-	-	192,893.51	15%	28,934.03	163,959.48
Equipments 14-15	25,929.03	-	-	-	25,929.03	15%	3,889.35	22,039.68
Equipments 15-16	68,806.95	-	-	-	68,806.95	15%	10,321.04	58,485.91
Labrotory Equipments	26,611.42	-	-	-	26,611.42	15%	3,991.71	22,619.71
Total	1,644,098.20	-	-	-	1,644,098.20		246,614.73	1,397,483.47





Criteria 4: Infrastructure and Learning Resources



2020-21 Pharm D Balance Sheet

Progressive Education Society's
Modern College of Pharmacy (Pharm D)
Yamunanagar, Sector No.21, Nigdi
Pune - 411044

Balance Sheet as on 31st March, 2021

Amount as on 31st March, 2020	Liabilities	Schedule No.	Amount as on 31st March, 2021	Amount as on 31st March, 2020	Assets	Schedule No.	Amount as on 31st March, 2021
-	Development Fund		-	545,447.84	Fixed Assets	3	420,087.39
605,015.00	Current Liabilities	1	450,854.00	2,543,888.20	Current Assets	2	4,461,565.20
2,484,321.04	Income and Expenditure Account	7	4,430,798.59				-
3,089,336.04	Total Rs.		4,881,652.59	3,089,336.04	Total Rs.		4,881,652.59

AS PER MY REPORT OF
EVEN DATE

Shrish K. Inamdar
CHARTERED ACCOUNTANT
M.No. C38833
UDIN: 21032833AAAAEY4709
30 DEC 2021

For Modern College of Pharmacy


Principal
P. E. S. Modern College of Pharmacy
Sector No.21, Yamunanagar, Nigdi,
Pune - 411 044.



Criteria 4: Infrastructure and Learning Resources



2020-21 Pharm D Infrastructure Augmentation

Progressive Education Society's
Modern College of Pharmacy (Pharm D)
Yamunanagar, Sector No.21, Nigdi
Pune - 411044

Schedule No. 3 : Fixed Assets

Particulars	WDV As On 31st March, 2020	Additions > 180 Days	Additions < 180 Days	Deletion of Assets	Total (Rs.)	Rate	Depreciation	WDV As On 31st March, 2021
Furniture & Fixture								
Furniture & Fixture 15-16	156,379.50	-		-	156,379.50	10%	15,637.95	140,741.55
Total	156,379.50	-	-	-	156,379.50		15,637.95	140,741.55
Equipments								
Sports material and gym	37,770.53				37,770.53	15%	5,665.58	32,104.95
Freezer	14,800.00				14,800.00	15%	2,220.00	12,580.00
CCTV	24,925.40				24,925.40	15%	3,738.81	21,186.59
LED/LCD	21,273.15				21,273.15	15%	3,190.97	18,082.18
Glassware	84,850.26				84,850.26	15%	12,727.54	72,122.72
Total	183,619.34	-	-	-	183,619.34		27,542.90	156,076.44
Computer								
Computer	44,700.00				44,700.00	40%	17,880.00	26,820.00
Total		-	-	-	44,700.00		17,880.00	26,820.00
Library Books								
Library Books 08-09	160,749.00				160,749.00	40%	64,299.60	96,449.40
Total	160,749.00	-	-	-	160,749.00		64,299.60	96,449.40
TOTAL	545,447.84	-	-	-	545,447.84		125,360.45	420,087.39





2019-20 UG Balance Sheet

Progressive Education Society's
Modern College of Pharmacy (U.G.) Yamunanagar, Sector No.21, Nigdi
Pune - 411044

Balance Sheet as on 31st March, 2020

Amount as on 31st March, 2019	Liabilities	Schedule No.	Amount as on 31st March, 2020	Amount as on 31st March, 2019	Assets	Schedule No.	Amount as on 31st March, 2020
-	Development Fund		-	21,310,937.97	Fixed Assets	2	19,084,568.87
60,236,845.35	Advance from P.E. Society		59,278,014.35	26,499,860.14	Current Assets	3	31,124,823.75
4,421,915.40	Current Liabilities	1	4,702,224.25	2,623,331.82	Investments	4	2,274,166.09
				14,224,630.84	Income & Expenditure Account	5	11,496,679.89
64,658,760.75	Total Rs.		63,980,238.60	64,658,760.77	Total Rs.		63,980,238.60

AS PER MY REPORT OF
EVEN DATE


Shrish K. Inamdar
CHARTERED ACCOUNTANT
M.No.038833

UDIN: 20038833AAAAUV8986

26 NOV 2020


Principal
P. E. S. Modern College of Pharmacy
Yamunanagar, Sector No.21, Nigdi,
Pune - 411 044.





2019-20 UG Infrastructure Augmentation

Progressive Education Society's
Modern College of Pharmacy (U.G.) Yamunanagar, Sector No.21, Nigdi
Pune - 411044

Schedule No. 2 : Fixed Assets

Block of Assets	WDV as on 31st March, 2019	Additions > 180 Days	Additions < 180 Days	Deletion of Assets	Total	Rate	Depreciation	WDV As On 31st March, 2020
Building	1,14,69,689.72	-	-	-	1,14,69,689.72	10%	1,146,968.97	10,322,720.75
Computer and Softwar	58,067.88	5,05,800.00	-	-	5,63,867.88	40%	225,547.15	338,320.73
Furniture & Fittings	57,35,738.79	-	-	-	57,35,738.79	10%	573,573.88	5,162,164.90
Library Book	1,38,234.07	26,750.00	10,025.00	-	1,75,009.07	40%	67,998.63	107,010.44
Plant and Machinery:-	28,02,728.31	-	5,204.00	-	28,07,932.31	15%	437,050.36	2,370,881.93
Equipment	8,66,479.20	-	-	-	8,66,479.20	15%	129,971.88	736,507.32
Solar Equipments	2,08,000.00	-	-	1,50,000.00	58,000.00	40%	58,000.00	-
Rack	-	-	16,176.00	-	16,176.00	15%	1,213.20	14,962.80
Intangible Asset under development	32,000.00	-	-	-	32,000.00	0%	-	32,000.00
Total	2,13,10,937.97	5,32,550.00	31,405.00	1,50,000.00	2,17,24,892.97		2,640,324.07	19,084,568.87






Criteria 4: Infrastructure and Learning Resources



Progressive Education Society's Modern College of Pharmacy (U.G.) Yamunanagar, Sector No.21, Nigdi Pune - 411044

Schedule No. 2 : Fixed Assets

Particulars	WDV as on 31st March, 2019	Additions > 180 Days	Additions < 180 Days	Deletion of Assets	Total	Rate	Depreciation	WDV As On 31st March, 2020
Building	1,14,69,689.72	-	-	-	1,14,69,689.72	10%	11,46,968.97	1,03,22,720.75
Computer and Software								
Computer	27,391.04	74,500.00	-	-	1,01,891.04	40%	40,756.42	61,134.62
Computer Software	29,405.73	60,000.00	-	-	89,405.73	40%	35,762.29	53,643.44
Computer System	1,271.11	3,71,300.00	-	-	3,72,571.11	40%	1,49,028.44	2,23,542.67
Sub total	58,067.88	5,05,800.00	-	-	5,63,867.88	40%	2,25,547.15	3,38,320.73
Furniture & Fittings								
Furniture	44,20,603.38	-	-	-	44,20,603.38	10%	4,42,060.34	39,78,543.04
Electric Fitting	13,11,730.44	-	-	-	13,11,730.44	10%	1,31,173.04	11,80,557.40
Book Case	3,404.97	-	-	-	3,404.97	10%	340.50	3,064.46
Sub total	57,35,738.79	-	-	-	57,35,738.79	10%	5,73,573.88	51,62,164.90
Rack								
			16,176.00	-	16,176.00	15%	1,213.20	14,962.80
Library Book	1,38,234.07	26,750.00	10,025.00	-	1,75,009.07	40%	67,998.63	1,07,010.44
Plant and Machinery:-								
Lab Equipment:-								
Lab Equipment	24,31,557.08	-	5,204.00	-	24,36,761.08	15%	3,65,123.86	20,71,637.22
Library Equipment	11,902.40	-	-	-	11,902.40	15%	1,785.36	10,117.04
ABC Cylleder	409.35	-	-	-	409.35	15%	61.40	347.95
Lab.Glassware / Lab. Ware	52,666.97	-	-	-	52,666.97	15%	7,900.05	44,766.92
Other Machineries								
Machineries	43,588.58	-	-	-	43,588.58	15%	6,538.29	37,050.29
Photocopying Machine	1,74,627.69	-	-	-	1,74,627.69	15%	26,194.15	1,48,433.54
Sound System	11,744.86	-	-	-	11,744.86	15%	1,761.73	9,983.13
SPPU QIP Equipment	37,911.03	-	-	-	37,911.03	40%	15,164.41	22,746.62
SPPU QIP Sport Equipment	27,092.18	-	-	-	27,092.18	40%	10,836.87	16,255.31
Sports Material	11,228.17	-	-	-	11,228.17	15%	1,684.23	9,543.94
Sub total	28,02,728.31	-	5,204.00	-	28,07,932.31	15%	4,37,050.36	23,70,881.95





Criteria 4: Infrastructure and Learning Resources



Progressive Education Society's Modern College of Pharmacy (U.G.) Yamunanagar, Sector No.21, Nigdi Pune - 411044

Schedule No. 2 : Fixed Assets (Continue)

Particulars	WDV as on 31st March, 2019	Additions > 180 Days	Additions < 180 Days	Deletion of Assets	Total	Rate	Depreciation	WDV As On 31st March, 2020
Equipment								
Office Equipment:-								
Air Cooler	11,899.55	-	-	-	11,899.55	15%	1,784.93	10,114.62
Camera	3,425.04	-	-	-	3,425.04	15%	513.76	2,911.28
CCTV	2,18,214.61	-	-	-	2,18,214.61	15%	32,732.19	1,85,482.42
Data Projector	12,857.71	-	-	-	12,857.71	15%	1,928.66	10,929.05
Dead Stock	172.45	-	-	-	172.45	15%	25.87	146.58
DLP Projector	1,50,053.50	-	-	-	1,50,053.50	15%	22,508.03	1,27,545.48
Printer-								
H.P.Laser Printer	19,269.47	-	-	-	19,269.47	15%	2,890.42	16,379.05
Sharp AR 5320N	24,776.44	-	-	-	24,776.44	15%	3,716.47	21,059.97
L C D	4,014.37	-	-	-	4,014.37	15%	602.16	3,412.21
LED TV 15-16	39,672.48	-	-	-	39,672.48	15%	5,950.87	33,721.61
Micro Oven	6,419.13	-	-	-	6,419.13	15%	962.87	5,456.26
Mobile	2,658.22	-	-	-	2,658.22	15%	398.73	2,259.49
Other Office Equipment	3,02,324.25	-	-	-	3,02,324.25	15%	45,348.64	2,56,975.61
Other Assets	70,721.98	-	-	-	70,721.98	15%	10,608.30	60,113.68
Sub total	8,66,479.20	-	-	-	8,66,479.20	15%	1,29,971.88	7,36,507.32
SPPU- QIP- Solar Equipments	2,08,000.00	-	-	1,50,000.00	58,000.00	40%	58,000.00	-
Intangible Asset under development								
Patent WIP	32,000.00	-	-	-	32,000.00	-	-	32,000.00
Sub total	32,000.00	-	-	-	32,000.00	-	-	32,000.00
Total	2,13,10,937.97	5,32,550.00	31,405.00	1,50,000.00	2,17,24,892.97		26,40,324.07	1,90,84,568.92





Criteria 4: Infrastructure and Learning Resources



2019-20 PG Balance Sheet

Progressive Education Society's
Modern College of Pharmacy (P.G.)
Yamunanagar, Sector No.21, Nigdi Pune - 411044

Balance Sheet as on 31st March, 2020

Amount as on 31st March, 2019	Liabilities	Schedule No.	Amount as on 31st March, 2020	Amount as on 31st March, 2019	Assets	Schedule No.	Amount as on 31st March, 2020
-	Capital Account			98,51,982.38	Fixed Assets	2	8,823,956.89
3,93,73,805.68	Current Liabilities	1	23,878,277.68	58,14,520.96	Current Assets	3	6,845,590.00
	Loan (Advance Branch Units)		15,135,935.50	13,74,505.00	Investments	4	1,631,630.70
				2,23,32,797.36	Income & Expenditure Account	5	21,713,035.59
3,93,73,805.68	Total Rs.		39,014,213.18	3,93,73,805.70	Total Rs.		39,014,213.18

AS PER MY REPORT OF
EVEN DATE



Shrish K. Inamdar
CHARTERED ACCOUNTANT
M.No.038833

UDIN: 20038833AAAA158742

6 NOV 2020



Principal
P. E. S. Modern College of Pharmacy
Sector No.21, Yamunanagar, Nigdi,
Pune - 411 044.



Criteria 4: Infrastructure and Learning Resources



2019-20 PG Infrastructure Augmentation

**Progressive Education Society's
Modern College of Pharmacy (P.G.)
Yamunanagar, Sector No.21, Nigdi Pune - 411044**
Schedule No :2 Fixed Assets

Particulars	WDV As On 31st March, 2019	Additions > 180 Days	Additions < 180 Days	Deletion of Assets	Total (Rs.)	Rate	Depreciation	WDV As On 31st March, 2020
Building	87,065.98	-	-	-	87,065.98	10%	8,706.60	78,359.38
Aluminum Window	42,48,959.01	-	-	-	42,48,959.01	10%	4,24,895.90	38,24,063.11
Building 08-09	5,19,228.02	-	-	-	5,19,228.02	10%	51,922.80	4,67,305.22
Building 13-14	4,01,488.59	-	-	-	4,01,488.59	10%	40,148.86	3,61,339.73
Building 15-16								
Total	52,56,741.60	-	-	-	52,56,741.60		525,674.16	47,31,067.44
Computer	645.14	-	-	-	645.14	40%	258.06	387.08
Computer 11-12	389.49	-	-	-	389.49	40%	155.80	233.69
Computer 12-13	449.15	-	-	-	449.15	40%	179.66	269.49
Computer 13-14	1,401.12	-	-	-	1,401.12	40%	560.45	840.67
Computer 14-15 UPS	13,976.99	-	-	-	13,976.99	40%	5,590.80	8,386.19
Total	16,861.89	-	-	-	16,861.89		6,744.76	10,117.91
Computer Software								
Computer Software 13-14	1,785.37	-	-	-	1,785.37	40%	714.15	1,071.22
Total	1,785.37	-	-	-	1,785.37		714.15	1,071.22
Equipments	2,83,858.57	-	-	-	2,83,858.57	15%	42,578.79	2,41,279.78
Equipments 08-09	2,33,828.55	-	-	-	2,33,828.55	15%	35,074.28	1,98,754.27
Equipments 09-10	6,83,433.39	-	-	-	6,83,433.39	15%	1,02,515.01	5,80,918.38
Equipments 10-11	44,031.05	-	-	-	44,031.05	15%	6,604.66	37,426.39
Equipments 11-12	3,19,386.43	-	-	-	3,19,386.43	15%	47,907.96	2,71,478.47
Equipments 12-13	2,26,933.54	-	-	-	2,26,933.54	15%	34,040.03	1,92,893.51
Equipments 13-14	30,504.74	-	-	-	30,504.74	15%	4,575.71	25,929.03
Equipments 14-15	80,949.35	-	-	-	80,949.35	15%	12,142.40	68,806.94
Total	19,34,233.17	-	-	-	19,34,233.17		2,90,134.98	16,44,098.20





Criteria 4: Infrastructure and Learning Resources



Progressive Education Society's
Modern College of Pharmacy (P.G.)
Yamunanagar, Sector No.21, Nigdi Pune - 411044
Schedule No :2 Fixed Assets (continued)

Particulars	WDV As On 31st March, 2019	Additions > 180 Days	Additions < 180 Days	Deletion of Assets	Total (Rs.)	Rate	Depreciation	WDV As On 31st March, 2020
Furniture & Fixture								
Furniture	57,395.63	-	-	-	57,395.63	10%	5,739.56	51,656.07
Fixture 08-09	2,74,926.13	-	-	-	2,74,926.13	10%	27,492.61	2,47,433.52
Fixture 10-11	2,55,428.08	-	-	-	2,55,428.08	10%	25,542.81	2,29,885.27
Fixture 11-12	2,31,993.13	-	-	-	2,31,993.13	10%	23,199.31	2,08,793.82
Fixture 12-13	7,43,899.36	-	-	-	7,43,899.36	10%	74,389.94	6,69,509.42
Fixture 13-14	54,325.08	-	-	-	54,325.08	10%	5,432.51	48,892.57
Fixture 14-15	1,04,149.82	-	-	-	1,04,149.82	10%	10,414.98	93,734.84
Fixture 15-16 Electrical Fittings	2,80,482.75	-	-	-	2,80,482.75	10%	28,048.28	2,52,434.48
Total	20,02,599.98	-	-	-	20,02,599.98		2,00,260.00	18,02,339.98
Generator	2,45,216.96	-	-	-	2,45,216.96	15%	36,782.54	2,08,434.42
Total	2,45,216.96	-	-	-	2,45,216.96		36,782.54	2,08,434.42
LAB Instrument			46,024.00		46,024.00	40%	9,204.80	36,819.20
Total	-	-	46,024.00	-	46,024.00		9,204.80	36,819.40
Library Books								
Library Books 08-09	132.46	-	-	-	132.46	40%	52.98	79.48
Library Books 09-10	97.56	-	-	-	97.56	40%	39.02	58.54
Library Books 10-11	16.93	-	-	-	16.93	40%	6.77	10.16
Library Books 11-12	936.50	-	-	-	936.50	40%	374.60	561.90
Library Books 12-13	693.09	-40,832.00	-41,300.00	-	693.09	40%	277.24	415.85
Library Books 13-14	609.34	-	-	-	82,132.00	40%	24,592.80	57,539.20
Book Library Books 13-14	1,696.18	-	-	-	609.34	40%	243.74	365.60
Total	11,551.22	40,832.00	41,300.00	-	93,683.22		29,213.29	64,469.94
Office Equipments								
Air Conditioner Office	29,138.69	-	-	-	29,138.69	15%	4,370.80	24,767.89
Equipments	28,320.89	-	-	-	28,320.89	15%	4,248.13	24,072.76
Office Equipments 12-13	71,317.35	-	-	-	71,317.35	15%	10,697.60	60,619.75
Office Equipments 13-14	35,584.76	-	-	-	35,584.76	15%	5,337.71	30,247.05
Refrigerator	15,806.25	-	-	-	15,806.25	15%	2,370.94	13,435.31
Statue and Painting	1,08,543.25	-	-	-	1,08,543.25	15%	16,281.49	92,261.76
Telephone Instrument	8,816.17	-	-	-	8,816.17	15%	1,322.43	7,493.74
Television	25,681.57	-	-	-	25,681.57	15%	3,852.24	21,829.33
Water Cooler	59,783.26	-	-	-	59,783.26	15%	8,967.49	50,815.77
Total	3,82,992.19	-	-	-	3,82,992.19		57,448.81	3,25,543.37
Grand Total	98,51,982.38	40,832.00	87,324.00	-	99,80,138.38		11,56,177.48	88,23,960.89





2019-20 Pharm D Balance Sheet

Progressive Education Society's
Modern College of Pharmacy (Pharm D)
Yamunanagar, Sector No.21, Nigdi Pune - 411044

Balance Sheet as on 31st March, 2020

Amount as on 31st March,	Liabilities	Schedule No.	Amount as on 31st March,	Amount as on 31st March,	Assets	Schedule No.	Amount as on 31st March,
-	Development Fund		-	2,26,555.00	Fixed Assets	3	5,45,447.84
7,72,229.80	Current Liabilities	1	6,05,015.00	16,21,751.00	Current Assets	2	25,43,888.20
10,76,076.20	Income and Expenditure Account	7	24,84,321.04				-
18,48,306.00	Total Rs.		30,89,336.04	18,48,306.00	Total Rs.		30,89,336.04

AS PER MY REPORT OF
EVEN DATE

Charish K. Inamdar
CHARTERED ACCOUNTANT
M.No.038053
UDIN, - 20038833AARACU4758
26 NOV 2020


Principal
P. E. S. Modern College of Pharmacy
Yamunanagar, Sector No.21, Nigdi,
Pune - 411 044.





2019-20 Pharm D Infrastructure Augmentation

Progressive Education Society's Modern College of Pharmacy (Pharm D) Yamunanagar, Sector No.21, Nigdi
Pune - 411044

Schedule No. 3 : Fixed Assets

Particulars	WDV As On 31st March, 2019	Additions > 180 Days	Additions < 180 Days	Deletion of Assets	Total (Rs.)	Rate	Depreciation
Furniture & Fixture							
Furniture & Fixture 15-16	1,73,755.00	-		-	1,73,755.00	10%	17,375.50
Total	1,73,755.00	-	-	-	1,73,755.00		17,375.50
Equipments							
Sports material and Freezer			40,833.00		40,833.00	15%	3,062.48
CCTV		29,324.00	16,000.00		29,324.00	15%	4,398.60
LED/LCD			22,998.00		22,998.00	15%	1,724.85
Glassware		13,576.84	79,254.00		92,830.84	15%	7,980.58
Total	-	42,900.84	1,59,085.00	-	2,01,985.84		18,366.50
computer							
computer		74,500.00			74,500.00	40%	29,800.00
Total		74,500.00	-	-	74,500.00		29,800.00
Library Books							
Library Books 08-09	52,800.00	2,15,115.00	-	-	2,67,915.00	40%	1,07,166.00
Total	52,800.00	2,15,115.00	-	-	2,67,915.00		1,07,166.00
TOTAL	2,26,555.00	3,32,515.84	1,59,085.00	-	7,18,155.84		1,72,708.00





Criteria 4: Infrastructure and Learning Resources



2018-19 UG Balance Sheet

Progressive Education Society's
Modern College of Pharmacy (U.G.)
Yamunanagar, Sector No.21, Nigdi
Pune - 411044

Balance Sheet as on 31st March, 2019

Amount as on 31st March, 2018	Liabilities	Schedule No.	Amount as on 31st March, 2019	Amount as on 31st March, 2018	Assets	Schedule No.	Amount as on 31st March, 2019
	Development Fund		-	2,39,25,635.19	Fixed Assets	2	2,13,10,937.95
5,93,79,359.35	Advance from P.E. Society		6,02,36,845.35	2,70,47,447.79	Current Assets	3	2,64,99,860.14
59,21,229.00	Current Liabilities	1	44,21,915.40	20,27,382.56	Investments	4	26,23,331.82
				1,23,00,122.81	Income & Expenditure Account	5	1,42,24,630.84
6,53,00,588.35	Total Rs.		6,46,58,760.75	6,53,00,588.35	Total Rs.		6,46,58,760.75

AS PER MY REPORT OF
EVEN DATE



2
Shrish K. Inamdar
CHARTERED ACCOUNTANT
M.No.038833

25 SEP 2019



[Signature]
Principal
P. E. S. Modern College of Pharmacy
Yamunanagar, Sector No.21, Nigdi,
Pune - 411 044.



Criteria 4: Infrastructure and Learning Resources



2018-19 UG Infrastructure Augmentation

Progressive Education Society's
Modern College of Pharmacy (U.G.)
Yamunanagar, Sector No.21, Nigdi
Pune - 411044

Schedule No. 2 : Fixed Assets

Block of Assets	WDV as on 31st March, 2018	Additions > 180 Days	Additions < 180 Days	Deletion of Assets	Total	Rate	Depreciation	WDV As On 31st March, 2019
Building	1,27,44,099.69	-	-	-	1,27,44,099.69	10%	12,74,409.97	1,14,69,689.72
Computer and Software	96,779.79	-	-	-	96,779.79	40%	38,711.92	58,067.87
Furniture & Fittings	62,67,707.11	-	99,792.00	-	63,67,499.11	10%	6,31,760.31	57,35,738.79
Library Book	1,27,917.79	36,707.00	49,324.00	-	2,13,948.79	40%	75,714.72	1,38,234.07
Plant and Machinery:-	32,97,327.35	-	-	-	32,97,327.36	15%	4,94,599.11	28,02,728.25
Equipment	9,99,803.43	-	17,996.00	-	10,17,799.43	15%	1,51,320.21	8,66,479.21
Solar Equipments	3,60,000.00	-	-	1,00,000.00	2,60,000.00	40%	52,000.00	2,08,000.00
Intangible Asset under development	32,000.00	-	-	-	32,000.00	0%	-	32,000.00
Total	2,39,25,635.16	36,707.00	1,67,112.00	1,00,000.00	2,40,29,454.17		27,18,516.24	2,13,10,937.95





Criteria 4: Infrastructure and Learning Resources



Progressive Education Society's
Modern College of Pharmacy (U.G.)
Yamunanagar, Sector No.21, Nigdi
Pune - 411044

Schedule No. 2 : Fixed Assets

Particulars	WDV as on 31st March, 2018	Additions > 180 Days	Additions < 180 Days	Deletion of Assets	Total	Rate	Depreciation	WDV As On 31st March, 2019
Building	1,27,44,099.69	-	-	-	1,27,44,099.69	10%	12,74,409.97	1,14,69,689.72
Computer and Software								
Computer	45,651.73	-	-	-	45,651.73	40%	18,260.69	27,391.04
Computer Software	49,009.55	-	-	-	49,009.55	40%	19,603.82	29,405.73
Computer System	2,118.51	-	-	-	2,118.51	40%	847.40	1,271.11
Sub total	96,779.79	-	-	-	96,779.79	40%	38,711.92	58,067.87
Furniture & Fittings								
Furniture	48,06,445.53	-	99,792.00	-	49,06,237.53	10%	4,85,634.15	44,20,603.38
Electric Fitting	14,57,478.27	-	-	-	14,57,478.27	10%	1,45,747.83	13,11,730.44
Book Case	3,783.31	-	-	-	3,783.31	10%	378.33	3,404.97
Sub total	62,67,707.11	-	99,792.00	-	63,67,499.11	10%	6,31,760.31	57,35,738.79
Library Book	1,27,917.79	36,707.00	49,324.00	-	2,13,948.79	40%	75,714.72	1,38,234.07
Plant and Machinery:-								
Lab Equipment:-								
Lab Equipment	28,60,655.34	-	-	-	28,60,655.34	15%	4,29,098.30	24,31,557.03
Library Equipment	14,002.82	-	-	-	14,002.82	15%	2,100.42	11,902.40
ABC Cylleder	481.59	-	-	-	481.59	15%	72.24	409.35
Lab.Glassware / Lab. Ware	61,961.14	-	-	-	61,961.14	15%	9,294.17	52,666.97
Other Machineries								
Machineries	51,280.68	-	-	-	51,280.68	15%	7,692.10	43,588.58
Photocopying Machine	2,05,444.34	-	-	-	2,05,444.34	15%	30,816.65	1,74,627.69
Sound System	13,817.48	-	-	-	13,817.48	15%	2,072.62	11,744.86
SPPU QIP Equipment	44,601.21	-	-	-	44,601.21	15%	6,690.18	37,911.03
SPPU QIP Sport Equipment	31,873.15	-	-	-	31,873.15	15%	4,780.97	27,092.18
Sports Material	13,209.61	-	-	-	13,209.61	15%	1,981.44	11,228.17
Sub total	32,97,327.35	-	-	-	32,97,327.36	15%	4,94,599.11	28,02,728.25





Criteria 4: Infrastructure and Learning Resources



Equipment								
Office Equipment:-								
Air Cooler	13,999.48	-	-	-	13,999.48	15%	2,099.92	11,899.55
Camera	4,029.46	-	-	-	4,029.46	15%	604.42	3,425.04
CCTV	2,37,139.19	-	17,996.00	-	2,55,135.19	15%	36,920.58	2,18,214.61
Data Projector	15,126.72	-	-	-	15,126.72	15%	2,269.01	12,857.71
Dead Stock	202.88	-	-	-	202.88	15%	30.43	172.45
DLP Projector	1,76,533.54	-	-	-	1,76,533.54	15%	26,480.03	1,50,053.50
Printer-								
H.P.Laser Printer	22,669.97	-	-	-	22,669.97	15%	3,400.50	19,269.47
Sharp AR 5320N	29,148.76	-	-	-	29,148.76	15%	4,372.31	24,776.44
L C D	4,722.79	-	-	-	4,722.79	15%	708.42	4,014.37
LED TV 15-16	46,673.50	-	-	-	46,673.50	15%	7,001.03	39,672.48
Micro Oven	7,551.92	-	-	-	7,551.92	15%	1,132.79	6,419.13
Mobile	3,127.32	-	-	-	3,127.32	15%	469.10	2,658.22
Other Office Equipment	3,55,675.58	-	-	-	3,55,675.58	15%	53,351.34	3,02,324.25
Other Assets	83,202.33	-	-	-	83,202.33	15%	12,480.35	70,721.98
Sub total	9,99,803.43	-	17,996.00	-	10,17,799.43	15%	1,51,320.21	8,66,479.21
SPPU- QIP- Solar Equipments	3,60,000.00	-	-	1,00,000.00	2,60,000.00	40%	52,000.00	2,08,000.00
Intangible Asset under development								
Patent WIP	32,000.00	-	-	-	32,000.00	-	-	32,000.00
Sub total	32,000.00	-	-	-	32,000.00	-	-	32,000.00
Total	2,39,25,635.16	36,707.00	1,67,112.00	1,00,000.00	2,40,29,454.17		27,18,516.24	2,13,10,937.95





Criteria 4: Infrastructure and Learning Resources



2018-19 PG Balance Sheet

Progressive Education Society's
Modern College of Pharmacy (P.G.)
Yamunanagar, Sector No.21, Nigdi
Pune - 411044

Balance Sheet as on 31st March, 2019

Amount as on 31st March, 2018	Liabilities	Schedule No.	Amount as on 31st March, 2019	Amount as on 31st March, 2018	Assets	Schedule No.	Amount as on 31st March, 2019
-	Development Fund		-	1,10,94,071.46	Fixed Assets	2	98,51,982.36
3,89,77,106.68	Current Liabilities	1	3,93,73,805.68	74,46,935.16	Current Assets	3	58,14,520.96
-	Advance from P.E. Society		-	12,72,445.90	Investments	4	13,74,505.00
				1,91,63,654.16	Income & Expenditure Account	5	2,23,32,797.35
3,89,77,106.68	Total Rs.		3,93,73,805.68	3,89,77,106.68	Total Rs.		3,93,73,805.67

AS PER MY REPORT OF
EVEN DATE
2
Shrish K. Inamdar
CHARTERED ACCOUNTANT
M.No.038833
25 SEP 2019



[Signature]
Principal
P. E. S. Modern College of Pharmacy
Yamunanagar, Sector No.21, Nigdi,
Pune - 411 044.



Criteria 4: Infrastructure and Learning Resources



2018-19 PG Infrastructure Augmentation

Progressive Education Society's
Modern College of Pharmacy (P.G.)
Yamunanagar, Sector No.21, Nigdi
Pune - 411044

Schedule No. 2 : Fixed Assets

Particulars	WDV As On 31st March, 2018	Additions > 180 Days	Additions < 180 Days	Deletion of Assets	Total (Rs.)	Rate	Depreciation	WDV As On 31st March, 2019
Building								
Aluminum Window	96,739.98	-	-	-	96,739.98	10%	9,674.00	87,065.98
Building 08-09	47,21,065.57	-	-	-	47,21,065.57	10%	4,72,106.56	42,48,959.01
Building 13-14	5,76,920.02	-	-	-	5,76,920.02	10%	57,692.00	5,19,228.01
Building 15-16	4,46,098.43	-	-	-	4,46,098.43	10%	44,609.84	4,01,488.59
Total	58,40,824.00	-	-	-	58,40,824.00		5,84,082.40	52,56,741.60
Computer								
Computer 11-12	1,075.23	-	-	-	1,075.23	40%	430.09	645.14
Computer 12-13	649.15	-	-	-	649.15	40%	259.66	389.49
Computer 13-14	748.58	-	-	-	748.58	40%	299.43	449.15
Computer 14-15	2,335.20	-	-	-	2,335.20	40%	934.08	1,401.12
UPS	23,294.99	-	-	-	23,294.99	40%	9,318.00	13,977.00
Total	28,103.15	-	-	-	28,103.15		11,241.26	16,861.89
Computer Software								
Computer Software 13-14	2,975.62	-	-	-	2,975.62	40%	1,190.25	1,785.37
Total	2,975.62	-	-	-	2,975.62		1,190.25	1,785.37






Criteria 4: Infrastructure and Learning Resources



Progressive Education Society's
Modern College of Pharmacy (P.G.)
Yamunanagar, Sector No.21, Nigdi
Pune - 411044

Schedule No. 2 : Fixed Assets

Particulars	WDV As On 31st March, 2018	Additions > 180 Days	Additions < 180 Days	Deletion of Assets	Total (Rs.)	Rate	Depreciation	WDV As On 31st March, 2019
Equipments								
Equipments 08-09	3,33,951.26	-	-	-	3,33,951.26	15%	50,092.69	2,83,858.57
Equipments 09-10	2,75,092.41	-	-	-	2,75,092.41	15%	41,263.86	2,33,828.55
Equipments 10-11	8,04,039.28	-	-	-	8,04,039.28	15%	1,20,605.89	6,83,433.39
Equipments 11-12	51,801.25	-	-	-	51,801.25	15%	7,770.19	44,031.06
Equipments 12-13	3,75,748.74	-	-	-	3,75,748.74	15%	56,362.31	3,19,386.43
Equipments 13-14	2,66,980.63	-	-	-	2,66,980.63	15%	40,047.09	2,26,933.54
Equipments 14-15	35,887.93	-	-	-	35,887.93	15%	5,383.19	30,504.74
Equipments 15-16	95,234.52	-	-	-	95,234.52	15%	14,285.18	80,949.33
Labrotory Equipments			33,846.00		33,846.00	15%	2,538.45	31,307.54
Total	22,38,736.02	-	33,846.00	-	22,72,582.02		3,38,348.85	19,34,233.15
Furniture & Fixture								
Furniture & Fixture 08-09	63,772.92	-	-	-	63,772.92	10%	6,377.29	57,395.63
Furniture & Fixture 10-11	3,05,473.47	-	-	-	3,05,473.47	10%	30,547.35	2,74,926.13
Furniture & Fixture 11-12	2,83,808.98	-	-	-	2,83,808.98	10%	28,380.90	2,55,428.08
Furniture & Fixture 12-13	2,57,770.14	-	-	-	2,57,770.14	10%	25,777.01	2,31,993.13
Furniture & Fixture 13-14	8,26,554.84	-	-	-	8,26,554.84	10%	82,655.48	7,43,899.36
Furniture & Fixture 14-15	60,361.20	-	-	-	60,361.20	10%	6,036.12	54,325.08
Furniture & Fixture 15-16	1,15,722.03	-	-	-	1,15,722.03	10%	11,572.20	1,04,149.82
Electrical Fittings	3,11,647.50	-	-	-	3,11,647.50	10%	31,164.75	2,80,482.75
Total	22,25,111.09	-	-	-	22,25,111.09		2,22,511.11	20,02,599.98
Generator	2,88,490.54	-	-	-	2,88,490.54	15%	43,273.58	2,45,216.96
Total	2,88,490.54	-	-	-	2,88,490.54		43,273.58	2,45,216.96





Criteria 4: Infrastructure and Learning Resources



Progressive Education Society's
Modern College of Pharmacy (P.G.)
Yamunanagar, Sector No.21, Nigdi
Pune - 411044

Schedule No. 2 : Fixed Assets

Particulars	WDV As On 31st March, 2018	Additions > 180 Days	Additions < 180 Days	Deletion of Assets	Total (Rs.)	Rate	Depreciation	WDV As On 31st March, 2019
Library Books								
Library Books 08-09	220.77	-	-	-	220.77	40%	88.31	132.46
Library Books 09-10	162.60	-	-	-	162.60	40%	65.04	97.56
Library Books 10-11	28.22	-	-	-	28.22	40%	11.29	16.93
Library Books 11-12	1,560.84	-	-	-	1,560.84	40%	624.34	936.50
Library Books 12-13	1,155.15	-	-	-	1,155.15	40%	462.06	693.09
Library Books 13-14	1,015.57	-	-	-	1,015.57	40%	406.23	609.34
Library Books 14-15	2,826.97	-	-	-	2,826.97	40%	1,130.79	1,696.18
Library Books 15-16	956.93	-	-	-	956.93	40%	382.77	574.16
Library Books 16-17	11,325.00	-	-	-	11,325.00	40%	4,530.00	6,795.00
Total	19,252.05	-	-	-	19,252.05		7,700.82	11,551.23
Office Equipments								
Air Conditioner	34,280.83	-	-	-	34,280.83	15%	5,142.12	29,138.71
Office Equipments	33,318.72	-	-	-	33,318.72	15%	4,997.81	28,320.91
Office Equipments 12-13	83,902.76	-	-	-	83,902.76	15%	12,585.41	71,317.35
Office Equipments 13-14	41,864.42	-	-	-	41,864.42	15%	6,279.66	35,584.76
Refrigerator	18,595.56	-	-	-	18,595.56	15%	2,789.33	15,806.23
Statue and Painting	1,27,697.95	-	-	-	1,27,697.95	15%	19,154.69	1,08,543.26
Telephone Instrument	10,371.94	-	-	-	10,371.94	15%	1,555.79	8,816.15
Television	30,213.56	-	-	-	30,213.56	15%	4,532.03	25,681.53
Water Cooler	70,333.26	-	-	-	70,333.26	15%	10,549.99	59,783.27
Total	4,50,579.00	-	-	-	4,50,579.00		67,586.84	3,82,992.16
Grand Total	1,10,94,071.44	-	33,846.00	-	1,11,27,917.44		12,75,935.11	98,51,982.33





2018-19 Pharm D Balance Sheet

Progressive Education Society's
Modern College of Pharmacy (Pharm D)
Yamunanagar, Sector No.21, Nigdi
Pune - 411044


Balance Sheet as on 31st March, 2019

Amount as on 31st March, 2018	Liabilities	Schedule No.	Amount as on 31st March, 2019	Amount as on 31st March, 2018	Assets	Schedule No.	Amount as on 31st March, 2019
-	Development Fund		-	-	Fixed Assets	3	2,26,555.00
-	Current Liabilities	1	7,72,229.60	-	Current Assets	2	15,21,751.00
-	Income and Expenditure account	7	10,76,076.20				-
-	Total Rs.		18,48,306.00	-	Total Rs.		18,48,306.00

AS PER MY REPORT OF
EVEN DATE


Shrish K. Inamdar
CHARTERED ACCOUNTANT
M.No.038833
25 SEP 2019




P. E. S. Modern College of Pharmacy
Yamunanagar, Sector No.21, Nigdi,
Pune - 411 044.



Consolidated Statement 2022-23


Progressive Education Society's
Modern College of Pharmacy Yamunanagar, Sector No.21, Nigdi
Pune - 411044

Consolidated Balance Sheet as on 31st March, 2023

Amount as on 31st March, 2022	Liabilities	Amount as on 31st March, 2023	Amount as on 31st March, 2022	Assets	Schedule No.	Amount as on 31st March, 2023
	Development Fund		27,303,609.09	Fixed Assets	2	33,834,177.03
85,466,670.95	Advance from P.E. Society	88,291,726.65	85,312,297.19	Current Assets	3	80,957,896.48
41,748,154.19	Current Liabilities	32,413,234.39	5,348,794.04	Investments	4	14,271,591.78
18,179,255.90	Income & Expenditure Account	35,475,242.08	27,429,380.72	Income & Expenditure Account	5	27,116,537.82
145,394,081.04	Total Rs.	156,180,203.12	145,394,081.04	Total Rs.		156,180,203.11




Shrish K. Inamdar
CHARTERED ACCOUNTANT
M.No.038833


Dr. P. D. Chaudhari
Principal
Modern College of Pharmacy
Nigdi, Pune - 411044



UDIN:- 230388330G XAGF6065

12 SEP 2023




**Progressive Education Society's
Modern College of Pharmacy Yamunanagar, Sector No.21, Nigdi
Consolidated Income And Expenditure Account For The Year Ended 31st March, 2023**

Amount 31st March, 2022	Expenditure	Amount 31st March, 2023	Amount 31st March, 2022	Income	Amount 31st March, 2023
-			69,123,611.00	By Fees Received	82,755,019.00
64,417,383.18	To Administrative Expenses	60,594,829.47	604,028.39	By Other Receipts	368,453.00
3,476,824.76	To Depreciation	5,524,978.06	170,396.00	By Interest on SB	338,520.00
-			282,860.00	By Interest on FD	266,644.60
-18,923,535.11	To Excess of Income over Expenditure transferred to Balance sheet	17,608,829.07		By Excess of Expenditure over Income transferred to Balance sheet	
48,970,672.83	Total Rs.	83,728,636.60	77,295,152.34	Total Rs.	83,728,636.60



Shrish K. Inamdar
CHARTERED ACCOUNTANT
M.No.038833


Dr. P. D. Chaudhari
Principal
Modern College of Pharmacy
Nigdi, Pune - 411044



UDIN :- 23038833 BQXAGF6065

12 SEP 2023



Schedule No. 2 : Fixed Assets

Block of Assets	WDV as on 31st March, 2022	Additions > 180 Days	Additions < 180 Days	Deletion of Assets	Total	Rate	Depreciation	WDV As On 31st March, 2023
Building	13,314,568.43	508,621.00	2,253,374.00	-	16,076,563.43	10%	1,494,987.64	14,581,575.79
Vehicle		3,077,206.00			3,077,206.00	40%	1,230,882.40	1,846,323.60
Computer and Softwar	826,827.28	94,990.00	932,200.00	-	1,854,017.28	40%	555,166.91	1,298,850.37
Furniture & Fittings	6,135,244.48	201,384.00	225,245.00	-	6,561,873.48	10%	644,925.10	5,916,948.38
Library Book	255,268.57	193,781.00	382,314.00	-	831,363.57	40%	256,082.63	575,280.94
Plant and Machinery:-	1,970,726.48	131,701.00	801,055.00	-	2,903,482.48	15%	375,443.25	2,528,039.23
Equipment	4,655,202.53	718,875.00	1,799,200.00	-	7,173,277.53	15%	941,051.63	6,232,225.90
Solar Equipments	14,040.70	-	-	0	14,040.70	40%	5,616.28	8,424.42
Rack	10,810.62	128,000.00	-		138,810.62	15%	20,821.59	117,989.03
Intangible Asset under development	120,920.00	82,000.00	525,600.00	-	728,520.00	0%	0.00	728,520.00
Total	27,303,609.10	5,136,558.00	6,918,988.00	0.00	39,359,155.10		5,524,977.43	33,834,177.67


Shrish K. Inamdar
 CHARTERED ACCOUNTANT
 M.No.038833





Criteria 4: Infrastructure and Learning Resources



Progressive Education Society's Modern College of Pharmacy (U.G.)
Yamunanagar, Sector No.21, Nigdi Pune - 411044

Schedule No. 6 : Administrative Expenses

Particulars	31-03-2023 AMOUNT Rs.
Conferance & Seminar Expenses A/c	205,194.00
Merit Scholarship A/c	349,200.00
Administration Charges - E P F A/c	72,343.00
Advertisement Expenses A/c	44,900.00
Affiliation charges	568,310.00
Affiliation charges- FRA	1,900.00
Alumni Platform Subscription Fees A/c	31,860.00
Admission Regulatory Authority-Mumbai ARA	168,000.00
AMC-GENERATOR MAINTENANCE CHARGES A/C	25,724.00
ANNAUAL MAINTAINANCE CHARGES	17,000.00
Audit Fees A/c	53,109.00
Balance Written Off / Up	-11,800.00
Bio medical waste charges	10,979.00
Bank Charges	87,516.47
Chemicals & Consumables Expenses A/c	775,661.00
Cleaning Expenses A/c	120,900.00
Cleaning Material Expenses A/c	54,031.00
Civil Maintenance Charges	552,223.00
Committee Expenses A/c	19,900.00
Cylinder Refilling Charges A/c	18,137.00
Computer Maintenance Charges	218,081.00
Electricity Expenses A/c - MSEDCL	2,124,830.00
Electrical Maintenance Charges	720,895.00
Eligibility Fees A/c	97,850.00
Employers Contribution of P F A/c	1,736,564.00
EPF late payment Charges	31,844.00
Domain Renewal Charges	6,217.00
Examination Expenses A/c	590,930.00
Ex- Gratia A/c	17,500.00
Function & Festivals A/c	14,953.00
Fee Regulating Authority Afiliation Fees -Mumbai	62,090.00
Garden Expenses A/c	51,730.00
Gathering Expenses A/c	317,527.00
Generator Exp (Diesel) A/c	88,725.00
Fee concession A/C	53,871.00
Honorarium Expenses A/c	1,129,334.00
Institution Membership	1,000.00
I Card Expenses	22,360.00
Insurance A/c	66,688.00
Internet Charges A/c	69,263.00
Interset on TDS	6,699.00
Journals A/c	65,820.00
Lab Development Expenses	59,000.00
Laboratory Material Expenses A/c	711.00
Lab Equipment Maintenance Charges	460,713.00
Legal Expenses A/c	3,720.00
Library Expenses	2,350.00
Library Membership subscription	130,190.00
Local Conveyance & Travelling Exp A/C	279,811.00
Misc Expenses A/c	18,338.00
Medical Expenses	44,447.00
News Paper & Periodicals A/c	25,311.00
N S S Expenses A/c	73,132.00
Office Expenses A/c	460,884.00
PCI - Affiliation Charges A/c	708,000.00
Photo Expenses A/c	41,720.00
Postage & Courier A/c	942.00
Practical Trarining expenses for students	1,410,588.00





Progressive Education Society's Modern College of Pharmacy (CONSOLIDATED) Yamunanagar, Sector No.21, Nigdi Pune - 411044

Schedule No. 6 : Administrative Expenses (Continue)

Particulars	31.03.2023 Amount Rs.
Printing & Stationery A/c	1,020,525.00
Processing charges	32,000.00
Professional Fees A/c	66,400.00
Property P C M C Tax A/c	937,894.00
Profession Tax late Payment	20,400.00
PUNE UNIVERSITY TEACHERS APPROVAL CHARGES	3,800.00
Registration Charges (Students)	2,000.00
Remuneration for Eligibility Work A/c	57,400.00
Repairs & Maintenance A/c	297,155.00
Security / Fire Security Charges A/c	269,867.00
Seminar Registration Charges (Faculty) A/c	73,264.00
Software Subscription	29,547.00
Sport Expenses A/C	44,623.00
Student Pharma Kit	143,500.00
Student Activities A/c	55,449.00
Student Pro-Rata A/c	236,405.00
Student Contingency	72,835.00
Tea & Refreshment A/c	276,531.00
Telephone Charges A/c	10,332.00
Training & Placement Expenses A/c	1,890.00
Gratuity	1,124,345.00
Water Charges A/c - (PCMC)	808.00
Fuel Expenses	111,346.00
Salary non teaching	14,024,866.00
Salary teaching staff	27,301,932.00
Total Rs.	46,215,114.00

Schedule No. 7 : Fees Received

Particulars	31.03.2023 Amount Rs.
Tution Fees	73,100,267.00
Development Fees	9,633,752.00
Sale of Form	21,000.00
Total Rs.	82,755,019.00





Consolidated Statement 2021-22

Progressive Education Society's
Modern College of Pharmacy Yamunanagar, Sector No.21, Nigdi
Pune - 411044

CONSOLIDATED

Balance Sheet as on 31st March, 2022

Amount as on 31st March, 2021	Liabilities	Amount as on 31st March, 2022	Amount as on 31st March, 2021	Assets	Schedule No.	Amount as on 31st March, 2022
	Development Fund		25,256,082.86	Fixed Assets	2	27,303,609.09
75,106,332.85	Advance from P.E. Society	85,466,670.95	69,027,204.44	Current Assets	3	85,312,297.19
35,179,700.75	Current Liabilities	41,748,154.19	4,465,934.04	Investments	4	5,348,794.04
8,778,313.20	Income & Expenditure Account	3,226,630.01	20,315,125.47	Income & Expenditure Account	5	12,476,754.83
119,064,346.80	Total Rs.	130,441,455.15	119,064,346.81	Total Rs.		130,441,455.15



Shrish K. Inamdar
CHARTERED ACCOUNTANT
M.No.038833

VDIN:22038833BAFBGD3822



Principal
P.E.S. Modern College of Pharmacy
Sector No.21, Yamunanagar, Nigdi,
Pune - 411 044.



**Progressive Education Society's
Modern College of Pharmacy Yamunanagar, Sector No.21, Nigdi
Pune - 411044**

Income And Expenditure Account For The Year Ended 31st March, 2022

Amount For The Year Ended 31st March, 2021	Expenditure	Amount For The Year Ended 31st March, 2022	Amount For The Year Ended 31st March, 2021	Income	Amount For The Year Ended 31st March, 2022
	To Opening Stock	0	54,735,730.00	By Fees Received	69,123,611.00
32,689,989.13	To Administrative Expenses	64417383.18	100,343.00	By Other Receipts	604,028.39
3,366,497.75	To Depreciation	3476824.76	144,145.00	By Interest on SB	170,396.00
		0	264,851.20	By Interest on FD	282,860.00
19,188,582.17	To Excess of Income over Expenditure transferred to Balance sheet	10605111.28		By Excess of Expenditure over Income transferred to Balance sheet	
55,245,069.05	Total Rs.	78499319.22	55,245,069.20	Total Rs.	78,499,319.22



Shrish K. Inamdar
CHARTERED ACCOUNTANT
M.No.038833

VDIN: 22038833BAFBGD3822



Principal
P. E. S. Modern College of Pharmacy
Sector No.21, Yamunanagar, Nigdi,
Pune - 411 044.



Criteria 4: Infrastructure and Learning Resources



Progressive Education Society's
Modern College of Pharmacy Yamunanagar, Sector No.21, Nigdi
Pune - 411044

Schedule No. 2 :

Block of Assets	WDV as on 31st March, 2021	Additions > 180 Days	Additions < 180 Days	Deletion of Assets	Total	Rate	Depreciation	WDV As On 31st March, 2022
Building	13,548,409.37		1180000	-	14,728,409.37	10%	1,413,840.94	13,314,568.43
Computer and Softwar	236,525.47	186000	716640	-	1,139,165.47	40%	312,338.19	826,827.28
Furniture & Fittings	6,408,795.98	18408	369222	-	6,796,425.98	10%	661,181.50	6,135,244.48
Library Book	241,193.62	131,438.00	39,612.00	-	412,243.62	40%	156,975.05	255,268.57
Plant and Machinery:-	2,013,394.30	0	280,369.00	-	2,293,763.30	15%	323,036.82	1,970,726.48
Equipment	2,690,324.57	32076	2530986	-	5,253,386.57	15%	598,184.04	4,655,202.53
Solar Equipments	23,401.16	0	0	0	23,401.16	40%	9,360.46	14,040.70
Rack	12,718.38	0	0.00	-	12,718.38	15%	1,907.76	10,810.62
Intangible Asset under development	81,320.00	9600	30000	-	120,920.00	0%	0.00	120,920.00
Total	25,256,082.85	377522	5,146,829.00	0.00	30,780,433.85		3,476,824.75	27,303,609.10



Principal

P. E. S. Modern College of Pharmacy
Sector No.21; Yamunanagar, Nigdi,
Pune - 411 044.



Criteria 4: Infrastructure and Learning Resources



Progressive Education Society's Modern College of Pharmacy (U.G.) Yamunanagar, Sector No.21,
Nigdi Pune - 411044

Schedule No. 6 : Administrative Expenses

Particulars	31-03-2022 AMOUNT Rs.
Conference & Seminar Expenses A/c	71,820.00
Administration Regulating Authority- Mumbai	74,534.00
Administration Charges - E P F A/c	62,633.00
Advertisement Expenses A/c	188,930.00
Affiliation charges	399,627.00
Alumni Platform Subscription Fees A/c	31,860.00
Admission Regulatory Authority-Mumbai ARA	48,000.00
AMC-GENERATOR MAINTENANCE CHARGES A/C	15,614.00
ANNUAL MAINTAINANCE CHARGES	6,490.00
Audit Fees A/c	91,032.00
AICTE-STTP-Grant-Excess Expenses	1,901.00
Balance Written Off / Up	11,789.85
Building Maintenance Expenses A/c	11,050.00
Bank Charges A/c	61,934.33
Chemicals & Consumables Expenses A/c	869,615.00
Cleaning Expenses A/c	125,169.00
Civil Maintenance Charges	410,101.00
Committee Expenses A/c	380.00
Consultancy Charges A/c	12,700.00
Cylinder Refilling Charges A/c	12,340.00
Computer Maintenance Charges	198,280.00
Electricity Expenses A/c - MSEDCL	1,806,460.00
Electrical Maintenance Charges	153,745.00
Eligibility Fees A/c	80,150.00
Employers Contribution of P F A/c	1,410,237.00
Domain Renewal Charges	7,151.00
DTE Affiliation fees	60,000.00
Examination Expenses A/c	518,020.00
Ex- Gratia A/c	18,750.00
Function & Festivals A/c	15,984.00
Fee Regulating Authority Affiliation Fees -Mumbai	131,908.00
Garden Expenses A/c	21,110.00
Gathering Expenses A/c	42,550.00
Generator Exp (Diesel) A/c	66,100.00
Fine of Internal Marks SPPU	111,000.00
Honorarium Expenses A/c	1,109,360.00
Institution Membership	51,000.00
Card Expenses A/c	35,740.00
Insurance A/c	12,321.00
Internet Charges A/c	167,004.00
Interset on TDS	132,597.00
Journals A/c	77,540.00
Lab. Expenses	291,241.00
Laboratory & Practical Expenses A/c	3,618.00
Lab Equipment Maintenance Charges	220,282.00
Legal Expenses A/c	9,939.00
Library Expenses A/c	800.00
Local Conveyance & Travelling Exp A/C	161,763.00
Misc Expenses A/c	26,415.00
Medical Expenses	19,509.00
National Board Accredition	118,000.00
News Paper & Periodicals A/c	20,140.00
N S S Expenses A/c	27,237.00
Office Expenses A/c	213,247.00
PCI - Affiliation Charges A/c	348,008.00
Photo Expenses A/c	5,000.00
Postage & Courier A/c	667.00
Practical Training expenses for students	185,055.00
Total	10,388,124.18

[Handwritten Signature]





Progressive Education Society's Modern College of Pharmacy
(CONSOLIDATED) Yamunanagar, Sector No.21, Nigdi Pune - 411044

Schedule No. 6 : Administrative Expenses
(Continue)

Particulars	31.03.2022 Amount Rs.
Printing	
Printing & Stationery A/c	334,936.00
Prior Period Expenses	52,585.00
Professional Fees Charges A/c	15,950.00
Property P C M C Tax A/c	972,894.00
Provident fund late Payment	-
Remuneration for Eligibility Work A/c	92,400.00
Repairs & Maintenance A/c	142,576.00
Round off	-
Security / Fire Security Charges A/c	64,000.00
Seminar Registration Charges (Faculty) A/c	4,150.00
Software Subscription	4,248.00
Sport Expenses A/C	487,156.00
Student Pharma Kit	282,925.00
Student Activities A/c	27,600.00
Student Pro-Rata A/c	112,576.00
Student Contingency	-
Student Journal Expenses	197,284.00
Tea & Refreshment A/c	188,478.00
Telephone Charges A/c	21,471.00
Telephone Expenses A/c	-
TDS Late Fees	-
National Board of Accreditation	-
Uniform & Washing Allowances A/c	-
Gratuity	18,772,573.00
Water Charges A/c - (PCMC)	22,341.00
Xerox Expense A/c	-
R S ii Lichense renewal fee	-
Salary non teaching	8,270,990.00
Salary teaching staff	23,962,126.00
Total Rs.	54,029,259.00
Schedule No. 7 : Fees Received	
Particulars	31.03.2022
Tution Fees	61,281,584.00
Development Fees	7,838,127.00
Sale of Form	3,900.00
Ad Hoc Fees	-
Total Rs.	69,123,611.00





Consolidated Statement 2020-21

Progressive Education Society's
Modern College of Pharmacy Yamunanagar, Sector No.21, Nigdi
Pune - 411044

Balance Sheet as on 31st March, 2021

Amount as on 31st March, 2020	Liabilities	Schedule No.	Amount as on 31st March, 2021	Amount as on 31st March, 2020	Assets	Schedule No.	Amount as on 31st March, 2021
	Development Fund			28,453,973.60	Fixed Assets	2	25,256,082.86
74,413,949.85	Advance from P.E. Society		75,106,332.85	40,513,551.95	Current Assets	3	69,027,204.44
29,184,766.93	Current Liabilities	1	35,179,700.75	3,905,796.79	Investments	4	4,465,934.04
2484321.04	Income & Expenditure Account		8,778,313.20	33,209,715.48	Income & Expenditure Account	5	20,315,125.47
106,083,037.82	Total Rs.		119,064,346.80	106,083,037.82			119,064,346.81

AS PER MY REPORT OF
EVEN DATE



Shrish K. Inamdar
CHARTERED ACCOUNTANT
M.No. 038833

UDIN: 22038833AAAA BM1804

30 DEC 2021



[Signature]
Principal
P. E. S. Modern College of Pharmacy
Sector No.21, Yamunanagar, Nigdi,
Pune - 411 044.



Criteria 4: Infrastructure and Learning Resources



Progressive Education Society's
Modern College of Pharmacy (Consolidated) Yamunanagar, Sector No.21, Nigdi

Income And Expenditure Account For The Year Ended 31st March, 2021

Amount For The Year Ended 31st March, 2020	Expenditure	Schedule No.	Amount For The Year Ended 31st March, 2021	Amount For The Year Ended 31st March, 2020	Income	Schedule No.	Amount For The Year Ended 31st March, 2021
	To Opening Stock		0	47,807,092.00	By Fees Received	7	54,735,730.00
39,756,068.89	To Administrative Expenses	6	32689989.13	269,897.30	By Other Receipts	8	100,343.00
3,969,209.54	To Depreciation	2	3366497.75	159,804.00	By Interest on SB	9	144,145.00
			0	244,442.79	By Interest on FD	10	264,851.05
4,755,956.72	To Excess of Income over Expenditure transferred to Balance sheet		19188582.17		By Excess of Expenditure over Income transferred to Balance sheet		
48,481,235.15	Total Rs.		55245069.05	48,481,235.09	Total Rs.		55,245,069.05

AS PER MY REPORT OF
EVEN DATE



Shrish K. Inamdar
CHARTERED ACCOUNTANT
M.No.039833

VOIN: 22038833AAAA BM1804

30 DEC 2021



[Signature]
Principal

P. E. S. Modern College of Pharmacy
Sector No 21, Yamunanagar, Nigdi,
Pune - 411 C44.



Criteria 4: Infrastructure and Learning Resources



Schedule No. 2 : Fixed Assets

Block of Assets	WDV as on 31st March, 2020	Additions > 180 Days	Additions < 180 Days	Deletion of Assets	Total	Rate	Depreciation	WDV As On 31st March, 2021
Building	15,053,788.19	0	0	-	15,053,788.19	10%	1,505,378.82	13,548,409.37
Computer and Softwar	394,209.11	0	0	-	394,209.11	40%	157,683.64	236,525.47
Furniture & Fittings	7,120,884.42	0	0	-	7,120,884.42	10%	712,088.44	6,408,795.98
Library Book	332,225.38	22,000.00	35,825.00	-	390,050.38	40%	148,856.76	241,193.62
Plant and Machinery:-	2,368,699.18	0	0.00	-	2,368,699.18	15%	355,304.88	2,013,394.30
Equipment	3,098,202.60	0	61462	-	3,159,664.60	15%	469,340.03	2,690,324.57
Solar Equipments	39001.93	0	0	0	39,001.93	40%	15,600.77	23,401.16
Rack	14,962.80	0	0.00	-	14,962.80	15%	2,244.42	12,718.38
Intangible Asset under development	32,000.00	49320	0	-	81,320.00	0%	0.00	81,320.00
Total	28,453,973.61	71320	97,287.00	0.00	28,622,580.61		3,366,497.77	25,256,082.84

B Pharm	19,084,568.87	71320	97287		19,253,175.87		2225298.959	17,027,876.91
M Pharm	8,823,956.89				8,823,956.89		1015838.336	7,808,118.55
Pharm D	545447.84				545,447.84		125360.451	420,087.39
Total	28453973.6	71320	97287	0	28622580.6	0	3366497.745	25,256,082.86





Criteria 4: Infrastructure and Learning Resources



**Progressive Education Society's Modern College of Pharmacy
(Consolidated) Yamunanagar, Sector No.21, Nigdi Pune - 411044
Schedule No. 6 : Administrative Expenses**

Particulars	31-03-2021 AMOUNT Rs.
Conferance & Seminar Expenses A/c	60,000.00
Exam expenses	-
Students Fees W/O	-
27 : SG/FE/W : Merit Scholarship A/c	-
Administration Charges - E P F A/c	72,687.00
Advertisement Expenses A/c	-
Affiliation charges	446,111.00
Alumni Platform Subscription Fees A/c	-
AMC - DISPLAY SYSTEM	-
AMC-GENERATOR MAINTENANCE CHARGES A/C	7,590.00
ANNUAL MAINTAINANCE CHARGES	-
Annual Maintenance Charges A/c- Water Level	-
Audit Fees A/c	70,391.00
AICTE - Affiliation fees	-
Balance Written Off / Up	-216,861.00
Bio medical waste charges	10,053.00
Building Maintenance Expenses A/c	-
Bulk SMS Charges A/c	-
Bank Charges A/c	38,535.54
Chemicals & Consumables Expenses A/c	14,160.00
Cleaning Expenses A/c	84,500.00
Committee Expenses A/c	-
Consultancy A/c	2,950.00
Consultancy Charges A/c	19,261.00
Cylinder Refilling Charges A/c	4,530.00
DTE Affiliation fee	-
Electricity Expenses A/c - MSEDCL	1,299,290.00
Eligibility Fees A/c	81,050.00
Employers Contribution of P F A/c	1,056,461.00
Exam expenses	-
Examination Expenses A/c	303,199.00
Ex- Gratia A/c	18,750.00
Function & Festivals A/c	24,441.00
Fees Concession	-
Garden Expenses A/c	16,500.00
Gathering Expenses A/c	6,584.00
Generator Exp (Diesel) A/c	91,250.00
Grant Written off	-
Grants W/O	-
Honorarium Expenses A/c	393,092.00
INCREASE INTAKE CHARGES	-
Card Expenses A/c	-
Insurance A/c	87,333.50
Internet Charges A/c	36,697.00
Interstet on TDS	3,008.00
Journals A/c	96,770.00
Lab. Expenses	61,987.00
Laboratory & Practical Expenses A/c	1,700.00
Legal Expenses A/c	6,680.00
Library Expenses A/c	2,160.00
Local Conveyance & Travelling Exp A/C	133,891.00
Misc Expenses A/c	15,460.00
Misc Sanitation	-
Medical Insutrance staff	27,482.59
Management Charges	-
News Paper & Periodicals A/c	12,415.00
N S S Expenses A/c	56,840.00
Office Expenses A/c	178,013.00
PCI - Affiliation Charges A/c	300,000.00
PENALTY	-
Photo Expenses A/c	-
Postage & Courier A/c	535.00
Practical Trarining expenses for students	-
Practical Expenses A/C	145,113.00





Criteria 4: Infrastructure and Learning Resources



Progressive Education Society's Modern College of Pharmacy
(CONSOLIDATED) Yamunanagar, Sector No.21, Nigdi Pune - 411044

Schedule No. 6 : Administrative Expenses (Continue)

Particulars	31.03.2021 Amount Rs.
Printing	-
Printing & Stationery A/c	159,852.00
Processing Chg - Admission Regulating Authority,	-
Professional Fees Charges A/c	15,450.00
Property P C M C Tax A/c	937,894.00
Provident fund late Payment	287.00
Remuneration for Eligibility Work A/c	-
Repairs & Maintenance A/c	540,070.00
Round off	-1.00
Security / Fire Security Charges A/c	80,302.00
Seminar Registration Charges (Faculty) A/c	6,000.00
Software A/c	5,310.00
Sport Expenses A/c	4,554.00
SPPU- International Seminar 4th & 5th Jan 2019 A/c	-
Student Activities A/c	8,960.00
Student Pro-Rata A/c	96,448.00
Student Contingency	54,000.00
Student Fees receivable W/O	-
Tea & Refreshment A/c	172,454.00
Telephone Charges A/c	54,261.50
Telephone Expenses A/c	-
TDS Late Fees	34.00
National Board of Accreditation	-
Uniform & Washing Allowances A/c	-
Vehicle Expenses	-
Water Charges A/c - (PCMC)	13,598.00
Xerox Expense A/c	21,728.00
R S ii Lichense renewal fee	-
Salary non-teaching	6,736,606.00
Salary teaching staff	18,711,572.00
Total Rs.	27,619,379.50



Schedule No. 7 : Fees Received

Particulars	31.03.2021
Tution Fees	51,499,689.00
Development Fees	6,313,541.00
Sale of Form	2,500.00
Ad Hoc Fees	-3,080,000.00
Total Rs.	54,735,730.00



Consolidated Statement 2019-20

Progressive Education Society's
Modern College of Pharmacy (Consolidated) Yamunanagar, Sector No.21, Nigdi
Pune - 411044

Balance Sheet as on 31st March, 2020

Amount as on 31st March, 2019	Liabilities	Schedule No.	Amount as on 31st March, 2020	Amount as on 31st March, 2019	Assets	Schedule No.	Amount as on 31st March, 2020
-	Development Fund		-	31,389,475.35	Fixed Assets	2	28,453,973.60
60,235,845.35	Advance from P.E. Society		59,278,014.35	33,936,132.10	Current Assets	3	40,514,301.95
44,567,950.80	Current Liabilities	1	29,185,516.93	3,997,836.70	Investments	4	3,905,796.79
0	Loan (Advance Branch Units)		15,135,935.50	36,557,428.20	Income & Expenditure Account	5	33,209,715.48
1,075,076.20	Income and exp account		2,484,321.04				
105,880,872.35	Total Rs.		106,083,787.82	105,880,872.35	Total Rs.		106,083,787.82

AS PER MY REPORT OF
EVEN DATE



Shrish K. Inamdar
CHARTERED ACCOUNTANT
M.No.038833

VDIN: 20038833AAAACR5704

25 NOV 2020



Principal
P.E.S. Modern College of Pharmacy
Sector No.21, Yamunanagar, Nigdi,
Pune - 411044.



Criteria 4: Infrastructure and Learning Resources



Progressive Education Society's
Modern College of Pharmacy (Consolidated) Yamunanagar, Sector No.21, Nigdi

Income And Expenditure Account For The Year Ended 31st March, 2020

Amount For The Year Ended 31st March, 2019	Expenditure	Schedule No.	Amount For The Year Ended 31st March, 2020	Amount For The Year Ended 31st March, 2019	Income	Schedule No.	Amount For The Year Ended 31st March, 2020
	To Opening Stock		-	37,532,870.00	By Fees Received	7	47,807,092.00
38866337.59	To Administrative Expenses	6	39,756,068.56	987,094.00	By Other Receipts	8	269,897.30
4038796.35	To Depreciation	2	3,969,209.55	298,860.01	By Interest on SB	9	266,929.70
				170,794.00	By Interest on FD	10	137,317.09
1076076.2	To Excess of Income over Expenditure transferred to Balance sheet		4,755,957.98	4,991,592.13	By Excess of Expenditure over Income transferred to Balance sheet		-
43981210.14	Total Rs.		48,481,236.09	43,981,210.14	Total Rs.		48,481,236.09

AS PER MY REPORT OF
EVEN DATE



Shrish K. Inamdar
CHARTERED ACCOUNTANT
M.No.038833

UOIN: 20038833AAAACR5704

25 NOV 2020



Principal

P. E. S. Modern College of Pharmacy
Sector No.21, Yamunanagar, Nigdi,
Pune - 411 044.




Criteria 4: Infrastructure and Learning Resources



Fixed Asset:

Block of Assets	WDV as on 31st March, 2019	Additions > 180 Days	Additions < 180 Days	Deletion of Assets	Total	Rate	Depreciation	WDV As On 31st March, 2020
Building	1,67,26,431.32	-	-	-	1,67,26,431.32	10%	16,72,643.13	1,50,53,788.19
Computer and Software	76,715.14	5,80,300.00	-	-	6,57,015.14	40%	2,62,806.06	3,94,209.08
Furniture & Fittings	79,12,093.77	-	-	-	79,12,093.77	10%	7,91,209.38	71,20,884.39
Library Book	2,02,585.29	2,82,697.00	51,325.00	-	5,36,607.29	40%	2,04,377.92	3,32,229.37
Plant and Machinery:-	30,47,945.27	-	5,204.00	-	30,53,149.27	15%	4,94,499.17	25,58,650.10
Equipment	31,83,704.56	42,900.84	2,05,109.00	-	34,31,714.40	15%	4,84,460.70	29,47,253.70
Solar Equipments	2,08,000.00	-	-	1,50,000.00	58,000.00	40%	58,000.00	-
Rack	-	-	16,176.00	-	16,176.00	15%	1,213.20	14,962.80
Intangible Asset under development	32,000.00	-	-	-	32,000.00	0%	-	32,000.00
Total	3,13,89,475.35	9,05,897.84	2,77,814.00	1,50,000.00	3,24,23,187.19		39,69,209.55	2,84,53,974.42

M-Pharmacy	98,51,982.38	40,832.00	87,324.00	0	99,80,138.38	0	11,56,177.48	88,23,957.64
Pharm-D	2,26,555.00	3,32,515.84	1,59,085.00	0	7,18,155.84	0	1,72,708.00	5,45,447.84
B-Pharm	2,13,10,937.97	5,32,550.00	31,405.00	1,50,000.00	2,17,24,892.97	0	26,40,324.07	1,90,84,568.92
Total	3,13,89,475.35	9,05,897.84	2,77,814.00	1,50,000.00	3,24,23,187.19	0	39,69,209.55	2,84,53,974.40






Criteria 4: Infrastructure and Learning Resources



Pharmacy (U.G.) Yamunanagar, Sector No.21, Nigdi
Pune - 411044

Schedule No. 6 : Administrative Expenses

Particulars	31-03-2020 AMOUNT Rs.	31-03-2019 Amount Rs.
Conferance & Seminar Expenses A/c	-5,034.00	99,360.00
Exam expenses	0.00	5,759.00
Students Fees W/O	0.00	280,424.00
27 : SG/FE/W : Merit Scholarship A/c	36,000.00	46,800.00
Administration Charges - E P F A/c	77,468.00	44,621.00
Advertisement Expenses A/c	21,120.00	61,584.00
Affiliation charges	-	264,200.00
Alumni Platform Subscription Fees A/c	31,860.00	31,860.00
AMC - DISPLAY SYSTEM	3,500.00	0.00
AMC-GENERATOR MAINTENANCE CHARGES A/C	7,590.00	7,590.00
ANNUAL MAINTAINANCE CHARGES	58,233.00	16,520.00
Annual Maintenance Charges A/c- Water Level	5,600.00	25,000.00
Audit Fees A/c	69,030.00	46,414.00
AICTE - Affiliation fees	75,000.00	300,000.00
Balance Written Off / Up	34,141.00	0.00
Bio medical waste charges	-	19,626.00
Building Maintenance Expenses A/c	12,268.00	595,951.40
Bulk SMS Charges A/c	-	27,494.00
Bank Charges A/c	56,653.67	49,716.05
Chemicals & Consumables Expenses A/c	893,068.00	276,726.80
Cleaning Expenses A/c	78,000.00	68,922.00
Committee Expenses A/c	47,724.00	0.00
Consultancy A/c	11,800.00	11,800.00
Consultancy Charges A/c	45,832.00	11,800.00
Cylinder Refilling Charges A/c	12,237.00	5,640.00
DTE Affiliation fee	0.00	60,000.00
Electricity Expenses A/c - MSEDCL	1,404,940.00	750,080.00
Eligibility Fees A/c	67,750.00	53,550.00
Employers Contribution of P F A/c	1,125,895.00	1,055,650.00
Exam expenses	38,188.00	27,164.00
Examination Expenses A/c	-388,454.00	23,648.00
Ex- Gratia A/c	21,000.00	21,000.00
Function & Festivals A/c	80,418.00	41,466.00
Fees Concession	31,250.00	0.00
Garden Expenses A/c	18,135.00	16,500.00
Gathering Expenses A/c	148,091.00	70,680.00
Generator Exp (Diesel) A/c	92,500.00	64,430.00
Grant Written off	0.00	250.00
Grants W/O	0.00	1,000.00
Honorarium Expenses A/c	755,785.00	468,879.80
INCREASE INTAKE CHARGES	274,700.00	0.00
Card Expenses A/c	-	23,954.00
Insurance A/c	49,574.50	10,141.82
Internet Charges A/c	22,323.00	36,524.00
Interset on TDS	2,703.00	0.00
Journals A/c	360,415.00	403,460.00
Lab. Expenses	1,136.00	3,400,000.00
Laboratory & Practical Expenses A/c	11,014.00	82,931.00
Legal Expenses A/c	9,550.00	11,935.00
Library Expenses A/c	4,656.00	8,528.00
Local Conveyance & Travelling Exp A/C	182,759.00	234,672.00
Misc Expenses A/c	83,948.00	110,865.00
Misc Sanitation	0.00	5,346.00
Medical Insutrance staff	0.00	114,763.00
Management Charges	0.00	800,000.00
News Paper & Periodicals A/c	15,126.00	15,792.00
N S S Expenses A/c	-29,030.00	31,700.00
Office Expenses A/c	65,312.00	25,644.00
PCI - Affiliation Charges A/c	400,000.00	600,000.00
PENALTY	400.00	160,118.00
Photo Expenses A/c	15,000.00	4,500.00
Postage & Courier A/c	892.00	1,756.00
Practical Training expenses for students	765,953.00	300,000.00
Practical Expenses A/C	185,042.00	155,928.72
Total	7,389,062.17	11,490,664.59





Criteria 4: Infrastructure and Learning Resources



Progressive Education Society's Modern College of Pharmacy (CONSOLIDATED)
Yamunanagar, Sector No.21, Nigdi Pune - 411044

Schedule No. 6 : Administrative Expenses

Particulars	31.03.2020 Amount Rs	31.03.2019 Amount Rs
Printing	1,400.00	0
Printing & Stationery A/c	765,285.40	178,628.00
Processing Chg - Admission Regulating Authority,	86,105.00	90,340.00
Professional Fees Charges A/c	24,050.00	24,240.00
Property P C M C Tax A/c	1,000,612.00	724,165.00
Provident fund late Payment	14,887.00	826.00
Remuneration for Eligibility Work A/c	39,000.00	30,800.00
Repairs & Maintenance A/c	1,580,251.21	563,141.00
Round off	0.00	
Security / Fire Security Charges A/c	101,791.60	64,000.00
Seminar Registration Charges (Faculty) A/c	23,150.00	54,130.00
Software A/c	6,200.00	-
Sport Expenses A/C	10,200.00	7,494.00
SPPU- International Seminar 4th & 5th Jan 2019 A/c	0.00	102,317.00
Student Activities A/c	18,280.00	6,234.00
Student Pro-Rata A/c	76,372.00	64,346.00
Student Contingency	120,517.00	
Student Fees receivable W/O	0.00	
Tea & Refreshment A/c	271,953.00	186,898.00
Telephone Charges A/c	20,730.00	3,053.00
Telephone Expenses A/c	0.00	11,487.00
TDS Late Fees	2,029.00	
National Board of Accreditation	709,598.00	-
Uniform & Washing Allowances A/c	21,735.00	21,600.00
Vehicle Expenses	0.00	
Water Charges A/c - (PCMC)	30,166.00	30,227.00
Xerox Expense A/c	112,871.00	50,947.00
R S ii Lichense renewal fee	525.00	
Salary non teaching	5,408,490.00	2,736,059.00
Salary teaching staff	21,920,809.00	11,284,552.00
Total Rs.	32,367,007.21	16,235,484.00

Schedule No. 7 : Fees Received

Particulars	31.03.2020	31.03.2019
Tution Fees	43547156.00	34439279.00
Development Fees	4259936.00	3093591.00
Total Rs	47807092.00	37532870.00



Criteria 4: Infrastructure and Learning Resources



Consolidated Statement 2018-19

Progressive Education Society's
Modern College of Pharmacy (Consolidated)
Yamunanagar, Sector No.21, Nigdi
Pune - 411044

Balance Sheet as on 31st March, 2019

Liabilities	Schedule No.	Amount as on 31st March, 2019	Assets	Schedule No.	Amount as on 31st March, 2019
Development Fund			Fixed Assets	2	3,13,85,475
Advance from P.E. Society		8,31,27,554	Current Assets	3	3,39,36,132
Current Liabilities	1	2,16,77,242	Investments	4	39,97,837
		-	Income & Expenditure Account	5	3,54,81,352
Total Rs.		10,48,04,796	Total Rs.		10,48,04,796

AS PER MY REPORT OF
EVEN DATE



(Signature)
Shrish K. Inamdar
CHARTERED ACCOUNTANT
M.No.038833



(Signature)
Principal
P. E. S. Modern College of Pharmacy
Yamunanagar, Sector No.21, Nigdi,
Pune - 411 044.



Criteria 4: Infrastructure and Learning Resources



Progressive Education Society's
Modern College of Pharmacy (Consolidated)
Yamunanagar, Sector No.21, Nigdi

Income And Expenditure Account For The Year Ended As On 31st March, 2019

Expenditure	Schedule No.	Total as on 31st March, 2019	Income	Schedule No.	Total as on 31st March, 2019
To Administrative Expenses	6	3,88,66,338	By Fees Received	7	3,75,28,370
To Depreciation	2	40,38,796	By Other Receipts	8	9,89,353
		-	By Interest on SB	9	96,983
		-	By Interest on FD	10	2,72,853
		-	By Excess of Expenditure over Income transferred to Balance Sheet		40,17,575
Total Rs.		4,29,05,134	Total Rs.		4,29,05,134



AS PER MY REPORT OF
EVEN DATE

[Signature]
Shrish K. Inamdar
CHARTERED ACCOUNTANT
M.No.038833



[Signature]
Principal
P. E. S. Modern College of Pharmacy
Yamunanagar, Sector No.21, Nigdi,
Pune - 411 044.



Criteria 4: Infrastructure and Learning Resources



Progressive Education Society's
Modern College of Pharmacy (Consolidated)
Yamunanagar, Sector No.21, Nigdi
Pune - 411044

Schedule No. 2 : Fixed Assets

Block of Assets	WCV as on 31st March, 2018	Additions > 180 Days	Additions < 180 Days	Deletion of Assets	Total	Rate	Depreciation	WDV As On 31st March, 2019
B-Pharm								
Building	1,85,84,924	-	-	-	1,85,84,924	10%	18,58,492	1,67,26,431
Computer and Software	1,27,859	-	-	-	1,27,859	40%	51,143	76,715
Furniture & Fittings	84,92,818	-	2,82,692	-	87,75,510	10%	8,63,416	79,12,094
Library Book	1,47,170	1,24,707	49,324	-	3,21,201	40%	1,18,616	2,02,585
Plant and Machinery:-	35,85,818	-	-	-	35,85,818	15%	5,37,873	30,47,946
Equipment	36,89,118	-	51,842	-	37,40,960	15%	5,57,256	31,83,705
Solar Equipments	3,60,000	-	-	1,00,000	2,60,000	40%	52,000	2,08,000
Intangible Asset under development	32,000	-	-	-	32,000	0%	-	32,000
Total	3,50,19,707	1,24,707	3,83,858	1,00,000	3,54,28,272		40,38,796	3,13,89,475
M-Pharmacy	1,10,94,071	-	33,846	-	1,11,27,917	0	12,75,935	98,51,982
Pharm-D	-	88,000	1,32,900	-	2,70,900	0	44,345	2,26,555
B-Pharm	2,39,25,635	36,707	1,37,112	1,00,000	2,40,29,454	0	27,18,516	2,13,10,938
Total	3,50,19,707	1,24,707	3,83,858	1,00,000	3,54,28,272	0	40,38,796	3,13,89,475





Criteria 4: Infrastructure and Learning Resources



Progressive Education Society's
Modern College of Pharmacy (Consolidated)
Yamunanagar, Sector No.21, Nigdi
Pune - 411044

Schedule No. 6 : Administrative Expenses

Particulars	31.03.2019
	Amount Rs
Advertisement	61,584
Affiliation & Continuation Charges	64,200
Affiliation Charges (AICTE)	5,00,000
Audit Charges	46,414
Annual Maintenance Charges	41,520
Bank Charges	49,716
Alumni Platform Subscription Fees	31,860
Administration Charges EPF A/c	44,621
Building Maintenance	5,95,951
Bio Medical Waste	19,626
Bulk SMS charges A/C	27,494
Cleaning Expenses	68,922
Committee Expenses	-
Consumables	2,76,727
Consultancy Charges	23,600
Cylinder Charges	5,640
Conference & Seminar Expenses	31,682
DTE Affiliation Fees	60,000
Eligibility fees & Eligibility Form Fees	53,550
Earn & Learn Scheme	-
Electricity Charges	7,50,080
Electrical Expenses	-
Exam Expenses	56,571
Ex-Gratia	21,000
Employers contribution to PF	10,55,650
Fee Concession	-
Functions & Festival	41,466
Garden Expenses	16,500
Gathering Expenses	70,680
Generator Expenses (Diesel)	72,020
Grants W/O	1,250
Honorarium	4,68,880
I Card Expenses	23,954
Inspection Charges A/c - Pharm D New Course	-
Insurance	1,24,905
Internet Charges	36,524
Journals	4,03,460
Lab development charges	34,00,000
Laboratory and Practical Expenses	74,515
Legal Expenses	11,935
Library Expenses	8,528
Local Conveyance & Travelling	2,34,672
Merit Scholarship	46,800
Management Charges	8,00,000
Misc. Expenses	1,10,865
Misc Sanitation Exp	5,346
News Papers & Periodicals	15,792
NSS Expenses	31,700
	-





Progressive Education Society's
Modern College of Pharmacy (Consolidated)
Yamunanagar, Sector No.21, Nigdi
Pune - 411044

Office Expenses	25,644
PCI Affilatation Charges A/C	6,00,000
PCI Registration Charge A/c	1,60,118
Photo Expenses	4,500
PCMC Water Bill	8,443
PCMC Tax	9,37,894
Provident Fund Late Payment	826
Postage & Courier	1,756
Practical Expenses	4,64,345
Printing & Stationery	1,86,047
Providend Fund/ P.T. Late Payment	1,546
Professional Fees Charges A/C	24,240
Processing charges: Admission regulating authority, Mumbai	90,340
Repair & Maintenance	7,16,606
Remuneration for Eligibility Work	30,800
Remuneration non teaching scholarship	(45)
Salary - Non Teaching Staff	47,64,169
Salary - Teaching Staff	1,98,55,044
Security Charges	64,000
Seminar & Conference Expenses	1,21,808
Seminar Registration Charges (Faculty)	-
Student Contingency	27,705
Student Activities and Sports	6,325
Sport Expenses	7,494
Students Pro Rata	64,346
Student Activity	6,234
SPPU International Seminar	1,37,317
Students W/O	3,16,434
Tea & Refreshment	2,26,833
Telephone Charges	12,608
Telephone Expenses	11,487
Uniform & washing expenses	21,600
Vehicle Expenses	2,500
Water Charges	30,227
Vasant Vyakhanmala Expenses	-
Vehical Repairs & Maintenance	-
Xerox expenses	50,947
Total Rs.	3,88,66,338

Schedule No. 7 : Fees Received

Particulars	31.03.2019
	Amt Rs.
Tution Fees	3,44,39,279
Development Fees	30,89,091
Total Rs.	3,75,28,370

